



DAILY MARKET REPORT

On Tuesday, Aug’25 MATIF opened at £474.25 and traded between highs of €475.75 and lows of €469.25, before settling at €469.75, down €6.75 to Monday’s settlement.

- On the CBOT, it was a mixed day across the 3 legs of the soy complex. May’25 soybeans fell 11c to settle at \$10.41/bu, soy oil fell 1.06c to settle at 48.85c/lb, whilst soy meal gained \$3.5 to settle at \$290.5/t. **Price Impact – Mixed**
- On the Bursa Malaysia, May’25 crude palm oil fell 30RM to settle at 4,010RM. **Price Impact – Negative**
- On the Dalian, May’25 soybeans fell 38CNY to settle at 4,148CNY, soy meal fell 45CNY to settle at 2,855CNY, whilst soy oil fell 18CNY to settle at 7,894CNY. **Price Impact – Negative**
- Nearby (Jun-25) Brent crude fell \$1.61 to settle at \$64.25/b. **Price Impact – Negative**
- Brent fell 2.4% to its lowest settlement since 10th April yesterday, after a run of uninspiring company results following the implementation of US tariffs. Reuters polling shows a majority of economists sampled anticipate the global economy will slip into recession this year.
- Benchmark European natural gas fell 58c to settle at €31.96/MWh (Jun’25). **Price Impact – Mixed**
- EU commission data placed 24/25 OSR imports at 5.55Mt so far this season, up from 4.83Mmt this time last year. **Price Impact – Mixed**
- EU commission data places 24/125 soybean imports up 870kt, soymeal imports up 3.1Mt, palm oil imports down 560kt. **Price Impact – Mixed**
- SovEcon estimate 24/25 Russian wheat exports at 40.7Mt, up from 40.5Mt in previous estimates. Whilst 25/26 wheat exports are estimated at 39.7Mmt, up from 39.1Mmt in previous estimates. **Price Impact – Negative**
- EU commission data places 24/25 soft wheat exports at 17.47Mmt so far this season, down from 26.65Mmt this time last year. **Price Impact – Mixed**
- Anec estimate Brazil’s Apr’25 soybean exports at 13.8Mmt, down from 14.3Mmt in last week’s estimate. **Price Impact – Positive**

Hubbards Seeds – A United Oilseeds Company

Grass – Wildflowers – Game Cover - Maize – Cover Crops – Companion Crops – Trees/Hedging – SFI – Fodder

COMPETITIVE PRICING AND PROMPT DELIVERY

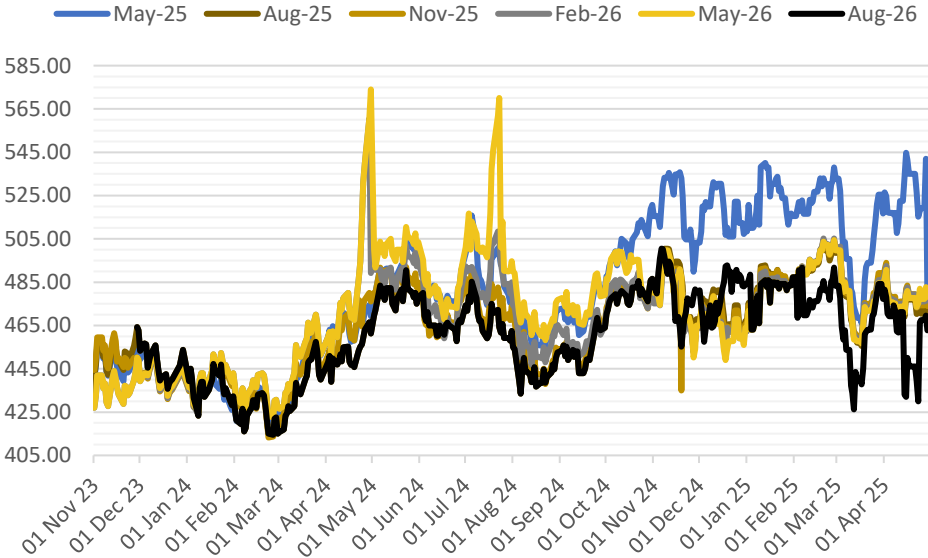
Request a quote by email to hello@hubbardsseeds.co.uk

Delivered OSR Prices	Daily Change	Apr-25	May-25	Jun-25	Aug-25	Nov-25
Erith	£0	POA	£446	£448	£406	£415
Liverpool	£0	POA	£444	£446	£406	£415
Chettisham	£0	POA	POA	POA	POA	POA
Stratford	£0	POA	£444	£446	£406	£415
Berwick	POA	POA	POA	POA	POA	POA
Dundee	£0	POA	£418	POA	£381	£389
Montrose	£0	POA	£418	POA	£381	£389
Peterhead	£0	POA	£418	POA	£381	£389
Inverness	£0	POA	£418	POA	£381	£389



MARKET TRENDS & CURRENCY

MATIF OSR Daily Settlement €/t



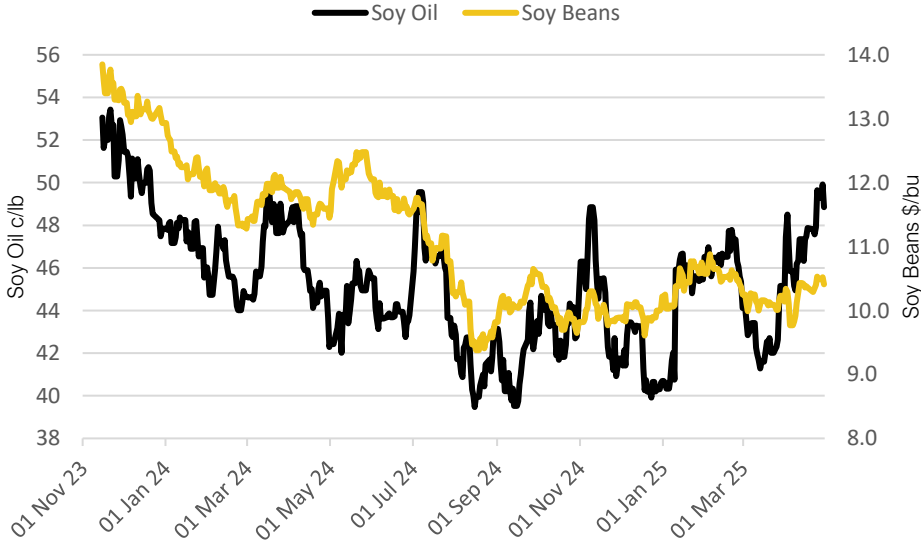
Nov-24 ICE London Feed Wheat Daily Settlement £/t



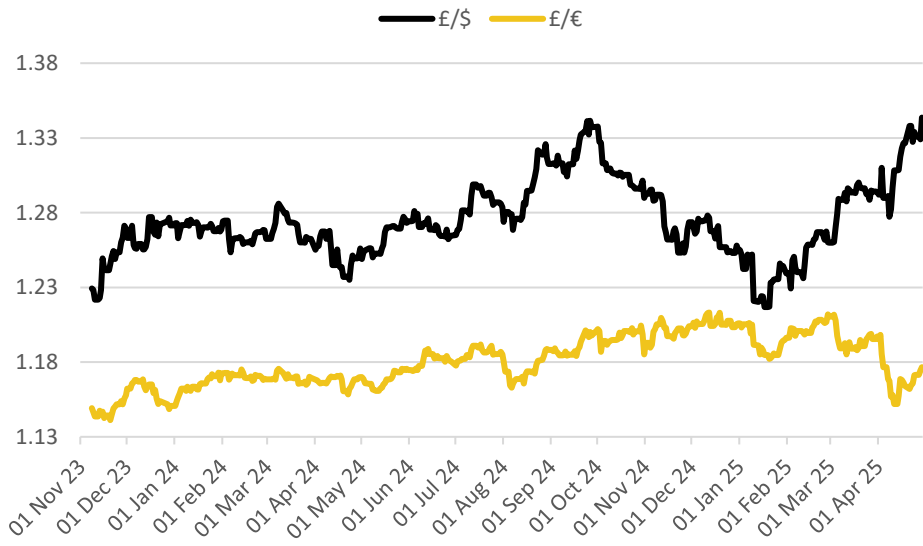
CBOT US Soy Complex – Settlement 29.04.2025			
Contract	\$	Month	Daily Change
Soybeans (\$/bu)	\$10.41	May-25	-11.00c
Soy Oil (c/lb)	48.85c	May-25	-1.06c
Soy Meal (\$/T)	\$290.50	May-25	+\$3.5

ICE London Feed Wheat – Settlement 29.04.2025		
Delivery Month	£/t	Daily Change
May-25	£161.30	+£0.30
Nov-25	£182.60	-£0.40
Jan-26	£185.80	-£0.40
May-26	£188.80	-£0.40

CBOT US Soy Beans & Soy Oil



Exchange Rates: GBP / USD & GBP / EUR



THE UNITED OILSEEDS OSR REBOOT

Restore UK OSR Self Sufficiency – Boost Economic Growth – Reverse Biodiversity Declines – Level the Playing Field for UK Farmers

SAVE OUR YELLOW FIELDS! – [View the Campaign Here](#)