



# DAILY MARKET REPORT

## MARKETS – DAILY COMMENTS & MARKET DRIVERS

On Wednesday, Feb-26 MATIF opened at €483.25, and traded between highs of €484.75 and lows of €481, before settling at €483.50, up €0.50 on Tuesday’s settlement.

- On the CBOT, Jan’26 soybeans gained 6.6c to settle at \$11.31/bu, soy oil gained 0.38c to settle at 51.03c/lb, whilst Jan’26 soymeal settled unchanged at \$320.4/t. **Price Impact – Positive**
- On the Bursa Malaysia, Jan’26 crude palm oil gained 30RM to settle at 4,014RM. **Price Impact – Positive**
- On the Dalian, Jan’26 soybeans gained 3CNY to settle at 4,106CNY, soymeal gained 18CNY to settle at 3,039CNY, whilst soy oil gained 86CNY to settle at 8,290CNY. **Price Impact – Positive**
- Nearby (Jan’26) Brent crude gained 65c to settle at \$63.13/b. **Price Impact – Positive**
- Brent moved above 1-month lows seen on Tuesday yesterday, as traders continue to weigh the progress being made in Russia-Ukraine peace talks.
- Benchmark European natural gas fell 2c to settle at €29.37/MWh (Dec’25). **Price Impact – Mixed**
- China bought another 600-900kt of US soybeans for Jan’26 shipment. **Price Impact – Positive**
- EU commission data shows 25/26 EU OSR imports at 1.51Mmt so far this season, down from 2.53Mmt this time last year. **Price Impact – Mixed**
- IKAR estimate 2026 Russian wheat production at 86-91MMmt, compared to 88.5Mmt this year. **Price Impact – Mixed**
- ANEC estimate Brazilian soybean exports for Nov’25 at 4.4Mmt, down from 4.71Mmt previously. **Price Impact – Mixed**

### Hubbards Seeds – Cover, Companions, Forage, Trees & More

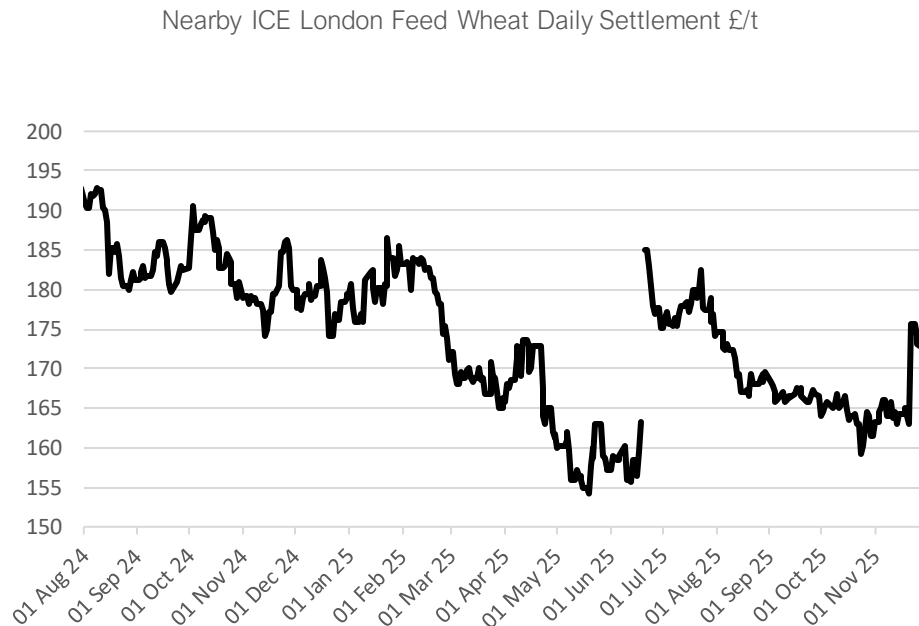
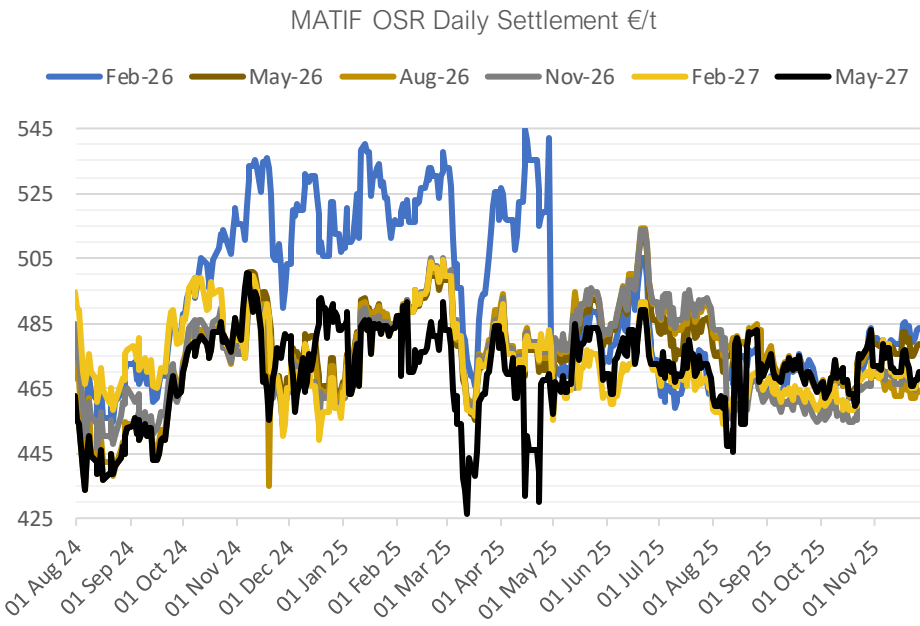
Whether it’s cover crops ahead of a spring crop, a companion in your OSR, maize for silage, or trees & hedging for structure & biodiversity, we’re here to support every part of your rotation.

01380 729200 ~ [hello@hubbardsseeds.co.uk](mailto:hello@hubbardsseeds.co.uk)

	Erith	Liverpool	Stratford	Berwick	Montrose	Whitehill / Murphy
Dec-25	£432	£431	£431	£414	£410	POA
Jan-26	£433	£432	£432	£415	£411	POA
Feb-26	£434	£433	£433	£416	£412	POA
Mar-26	£435	£434	£434	£417	£413	POA
Aug-26	£413	£411	£413	£398	£393	£388
Sep-26	£416	£415	£416	£401	£395	£390
Oct-26	£418	£416	£418	£403	£397	£392

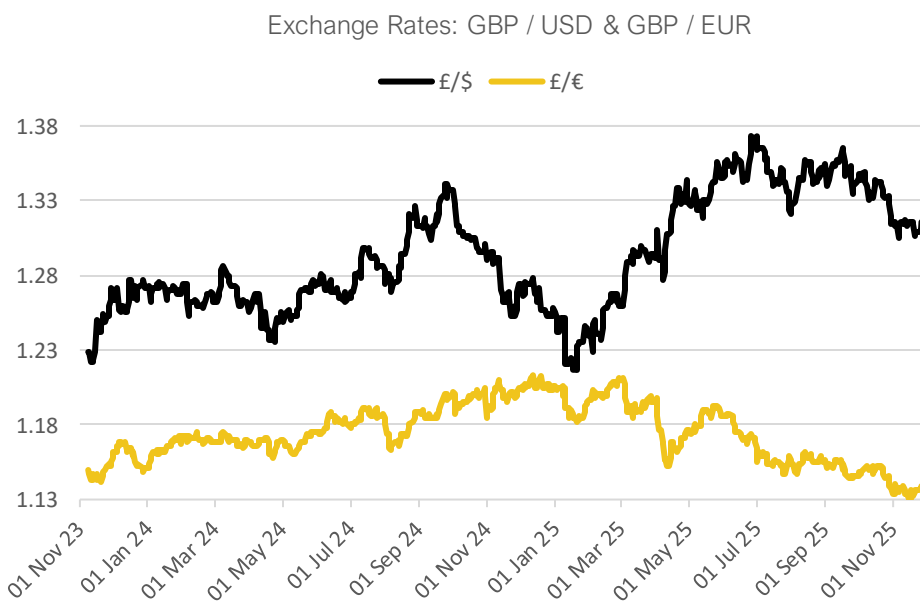
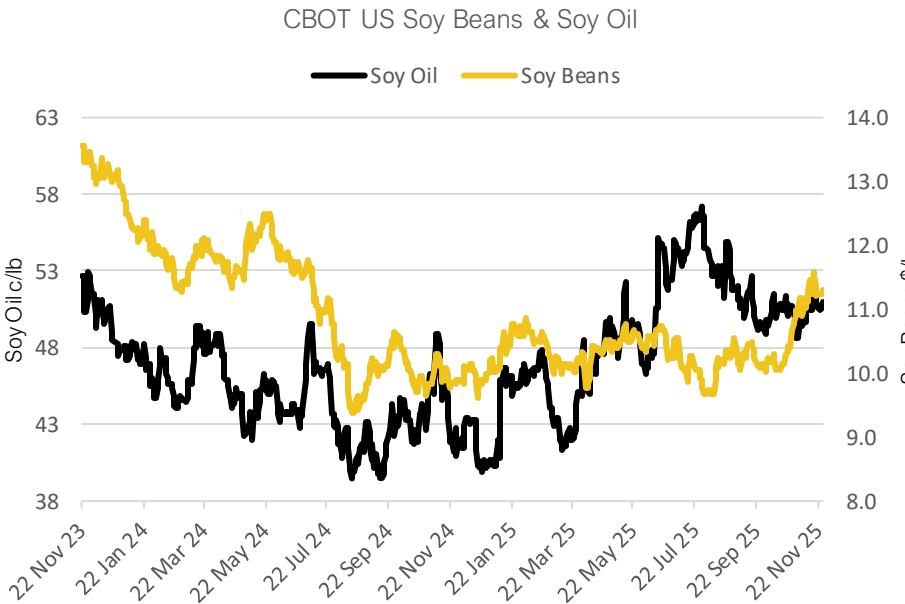


## MARKET TRENDS & CURRENCY



CBOT US Soy Complex – Settlement 26.11.2025			
Contract	\$	Month	Daily Change
Soybeans (\$/bu)	\$11.31	Jan-26	+6.6c
Soy Oil (c/lb)	51.03c	Dec-25	+0.38c
Soy Meal (\$/T)	\$317.10	Dec-25	+\$0.10

ICE London Feed Wheat – Settlement 26.11.2025		
Delivery Month	£/t	Daily Change
Jan-26	£164.75	-£0.45
May-26	£172.75	-£0.45
Nov-26	£176.15	+£0.15
Jan-27	£179.05	+£0.15



### THE UNITED OILSEEDS OSR REBOOT

Restore UK OSR Self Sufficiency – Boost Economic Growth – Reverse Biodiversity Declines – Level the Playing Field for UK Farmers

SAVE OUR YELLOW FIELDS! – [View the Campaign Here](#)