



DAILY MARKET REPORT

MARKETS – DAILY COMMENTS & MARKET DRIVERS

On Monday, Feb-26 MATIF opened at €458.50, and traded between highs of €462.25 and lows of €454.50, before settling at €455.50, up €1.25 on Friday’s settlement.

- On the CBOT, all three legs of the soy complex settled higher yesterday. Jan’26 soybeans gained 4c to settle at \$10.53/bu, soy oil gained 0.65c to settle a 48.55c/lb, whilst soymeal gained \$1 to settle at \$298.6/t. **Price Impact – Positive**
- On the Bursa Malaysia, Feb’26 crude palm oil gained 79RM to settle at 3,983RM. **Price Impact – Positive**
- On the Dalian, Jan’26 soybeans fell 2CNY to settle at 4,066CNY. **Price Impact – Mixed**
- Nearby (Feb’26) Brent crude gained \$1.6 to settle at \$62.07/b. **Price Impact – Positive**
- Oil moved higher yesterday on geo-political risk as Ukraine struck two vessels and piers near Krasnodar, Russia, meanwhile Trump has said that the US intends to market seized Venezuelan oil and tankers for its own account.
- Benchmark European natural gas fell 47c to settle at €27.69/MWh (Jan’26). **Price Impact – Mixed**
- AgRural estimate 25/26 Brazilian soybean production at 180.4Mmt, up from 178.5Mmt in previous estimates. Harvest has now commenced in Parana and Mato Grosso. **Price Impact – Negative**
- SovEcon estimate 2026 Russia wheat area at 26.3m//ha, down from 26.9m/ha this season due to falling on-farm margins. As a consequence, production is estimated 83.8Mmt, down from 88.8Mmt this season. **Price Impact – Positive**
- SovEcon estimate Dec’25 Russian wheat exports at 3.9Mmt, down from 4.8Mmt in Nov’26, but up from 3.4Mmt in Dec’24. **Price Impact – Mixed**
- Amspec estimate Dec’25 Malaysian palm oil exports (1<sup>st</sup>-20<sup>th</sup> Dec) at 821.44kt, down 0.87% on Nov’25. **Price Impact – Mixed**

Hubbards Seeds – Cover, Companions, Forage, Trees & More

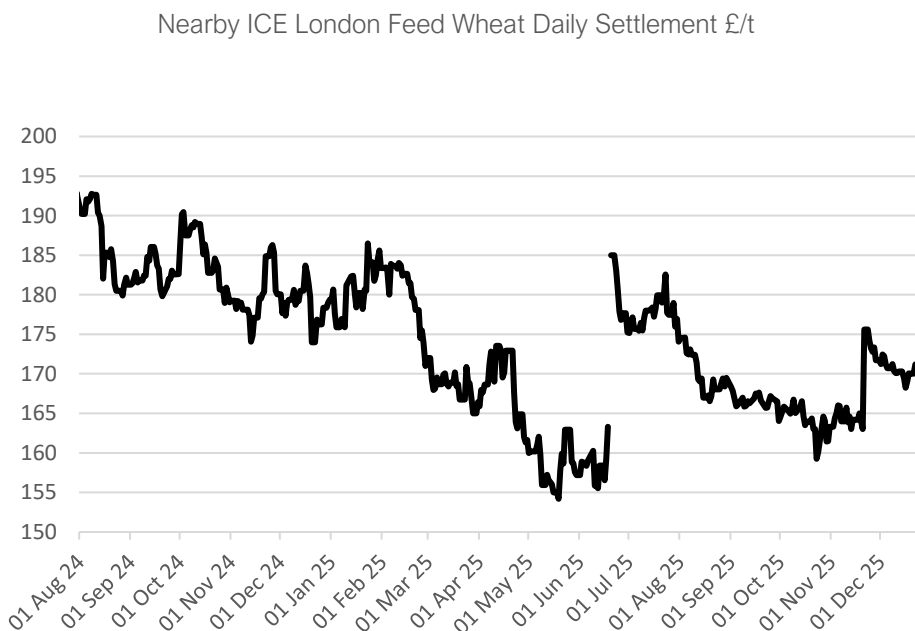
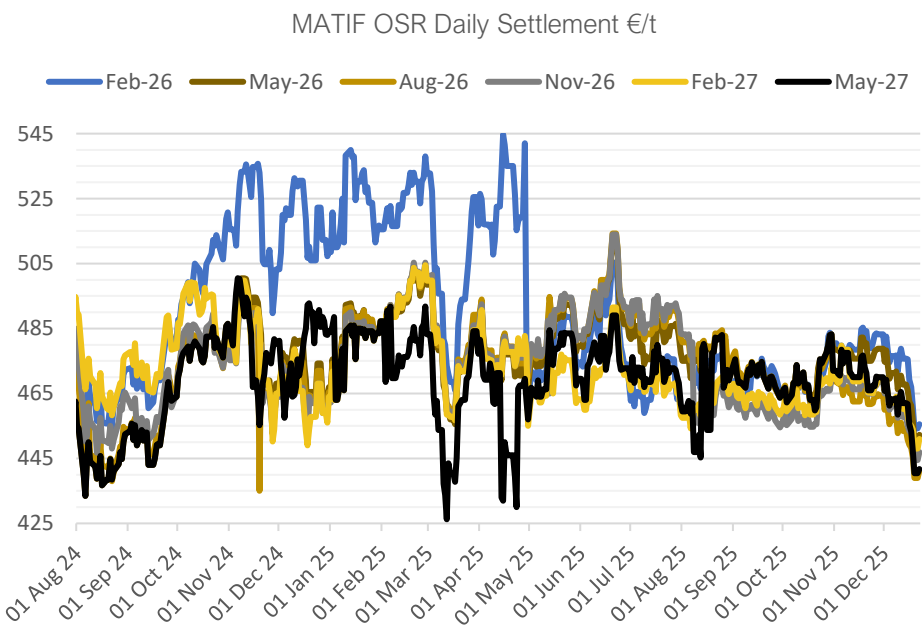
Whether it’s cover crops ahead of a spring crop, a companion in your OSR, maize for silage, or trees & hedging for structure & biodiversity, we’re here to support every part of your rotation.

01380 729200 ~ hello@hubbardsseeds.co.uk

	Erith	Liverpool	Stratford	Berwick	Montrose	Whitehill / Murphy
Dec-25	£405	£405	£405	£390	£385	POA
Jan-26	£406	£406	£406	£391	£386	POA
Feb-26	£407	£407	£407	£392	£387	POA
Mar-26	£407	£407	£407	£392	£387	POA
Apr-26	£407	£407	£407	£392	£387	POA
Aug-26	£393	£393	£393	£378	£373	£368
Sep-26	£396	£396	£396	£381	£374	£369
Oct-26	£397	£397	£397	£382	£375	£370

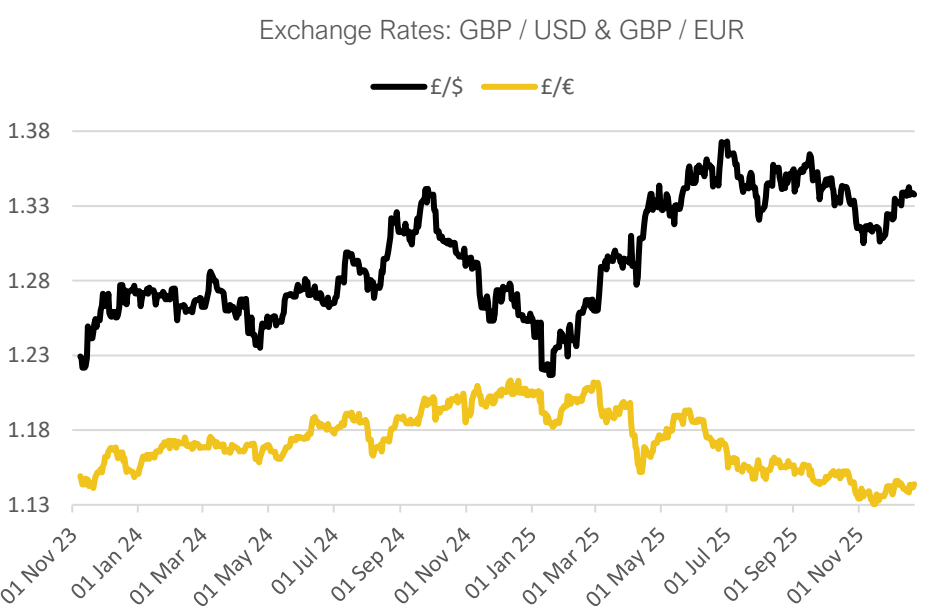
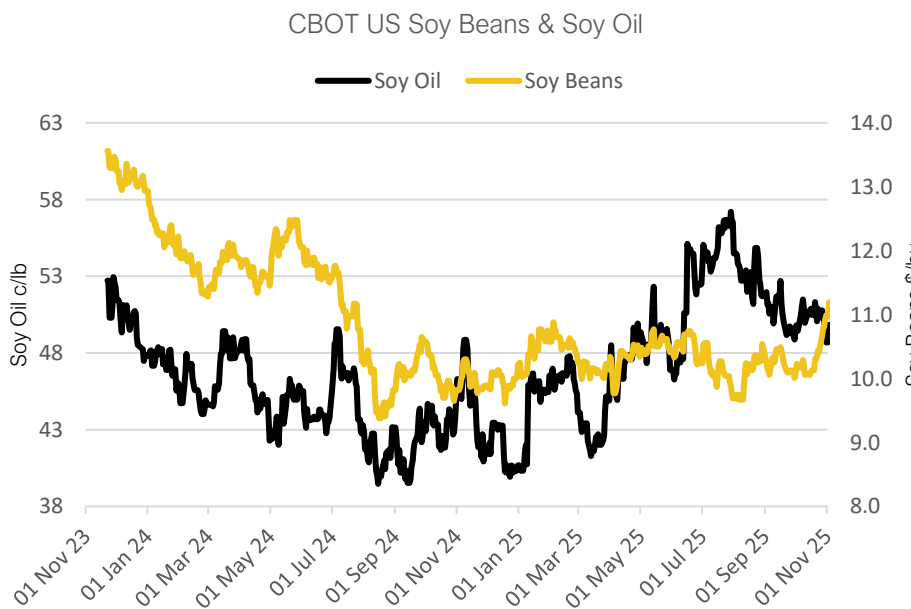


MARKET TRENDS & CURRENCY



CBOT US Soy Complex – Settlement 22.12.2025			
Contract	\$	Month	Daily Change
Soybeans (\$/bu)	\$10.53	Jan-26	+4.00c
Soy Oil (c/lb)	48.55c	Jan-26	+0.65c
Soy Meal (\$/T)	\$298.60	Dec-25	+\$1.00

ICE London Feed Wheat – Settlement 22.12.2025		
Delivery Month	£/t	Daily Change
Jan-26	£158.50	-£6.50
May-26	£171.20	+£1.20
Nov-26	£174.20	+£1.75
Jan-27	£177.20	+£1.85



THE UNITED OILSEEDS OSR REBOOT

Restore UK OSR Self Sufficiency – Boost Economic Growth – Reverse Biodiversity Declines – Level the Playing Field for UK Farmers

SAVE OUR YELLOW FIELDS! – [View the Campaign Here](#)