

# DAILY MARKET REPORT

## MARKETS – DAILY COMMENTS & MARKET DRIVERS

**On Wednesday, May-26 MATIF opened at €519.25 and traded between highs of €524.50 and lows of €518.50, before settling at €522.25, up €4.5 on Tuesday's settlement.**

- On the CBOT, all three legs of the soy complex settled lower yesterday. May'26 soybeans fell 10c to settle \$11.64/bu, soybean oil fell 0.46c to settle at 71.68c/lb, whilst soymeal fell \$4.7 to settle at \$320.6/t. **Price Impact – Negative**
- On the Bursa Malaysia, Jun'26 crude palm oil gained 64RM to settle at 4,599RM. **Price Impact – Positive**
- On the Dalian, May'26 soybeans gained 56CNY to settle at 4,977CNY, soymeal fell 5CNY to settle at 2,843CNY, whilst soy oil fell 23CNY to settle at 8,626CNY. **Price Impact – Mixed**
- Nearby (Jun'26) Brent crude gained \$3.43 to settle at \$101.91/b. **Price Impact – Positive**
- Brent rose back above the symbolic \$100/b mark for the first time in two weeks yesterday. Price gains followed in the wake of stalling talks between the US and Iran; in the meantime, both nations are restricting vessel activities through the Strait of Hormuz.
- Benchmark European natural gas gained €1.62 to settle at €43.55/MWh (May'26). **Price Impact – Negative**
- EU commission data places 25/26 EU OSR imports at 3.97Mmt so far this season, down from 5.69Mmt this time last season. **Price Impact – Mixed**
- EU commission data places 25/26 EU soybean imports at 10.224Mmt so far this season, down from 11.52Mmt at the same time last season. 25/26 EU soymeal imports are estimated at 14.22Mmt so far this season, down from 15.37mmt at the same time last season. **Price Impact – Mixed**
- ANEC estimate Apr'26 Brazilian soybean exports at 16.4Mmt, with soymeal exports estimated at 3.06Mmt. **Price Impact – Mixed**
- Buenos Aires Grain Exchange estimate 26/27 Argentinian wheat area at 6.5m/ha, down 3% on this season. **Price Impact – Positive**
- LSEG estimate Q1 Russian wheat exports at 9.1Mmt, up 14% on last year. **Price Impact – Negative**
- SovEcon estimate 2026 Russian wheat production at 89.7Mmt, up from 87.6Mmt in their previous estimate. **Price Impact – Negative**

### Hubbards Seeds – Cover, Companions, Forage, Trees & More

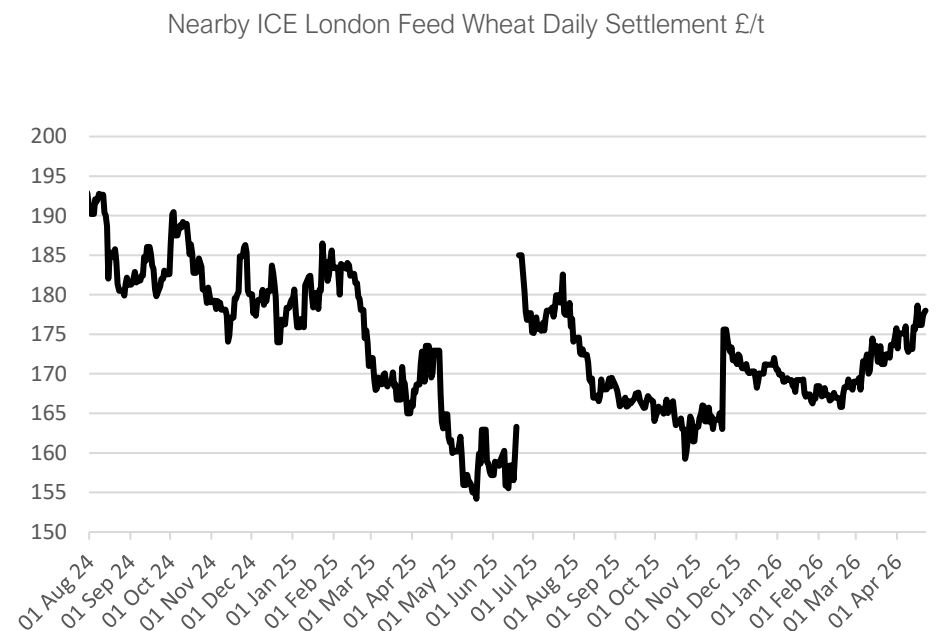
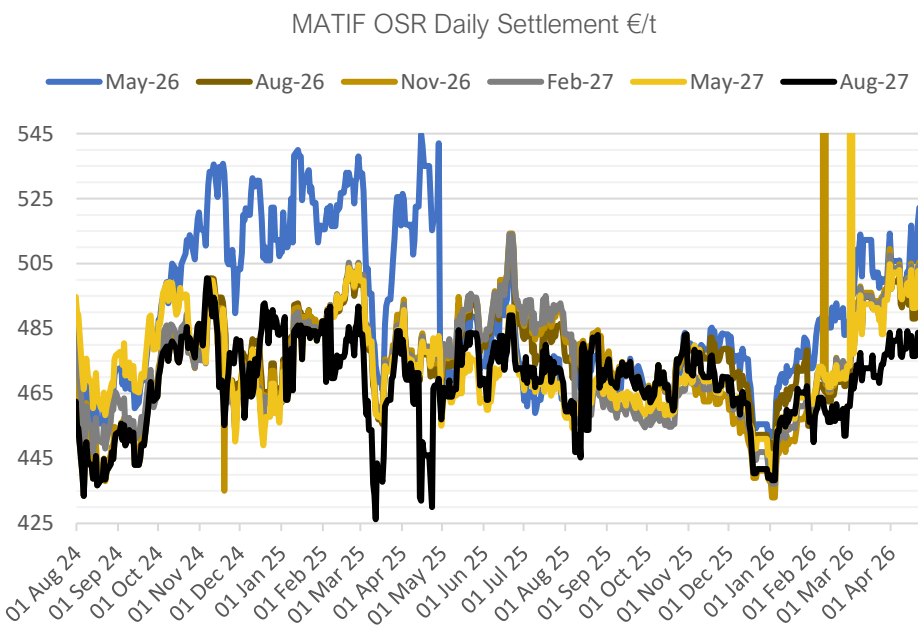
Whether it's cover crops ahead of a spring crop, a companion in your OSR, maize for silage, or trees & hedging for structure & biodiversity, we're here to support every part of your rotation.

01380 729200 ~ [hello@hubbardsseeds.co.uk](mailto:hello@hubbardsseeds.co.uk)

	Erith	Liverpool	Stratford	Berwick	Montrose	Whitehill / Murphy
<b>Aug-26</b>	£442	£440	£441	£424	£420	£414
<b>Sep-26</b>	£447	£445	£446	£428	£422	£416
<b>Oct-26</b>	£449	£447	£448	£430	£424	£418
<b>Nov-26</b>	£451	£449	£450	£432	£426	£420

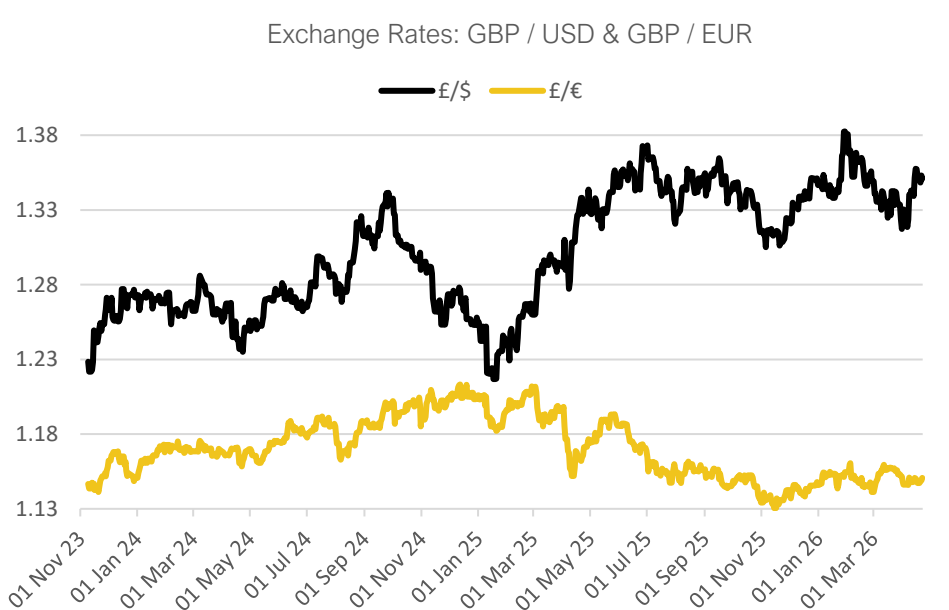
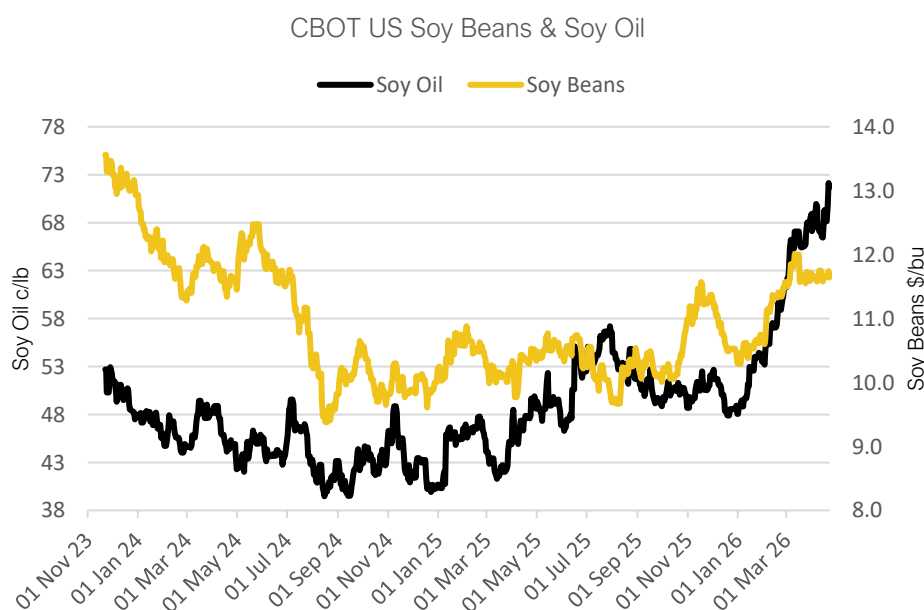


### MARKET TRENDS & CURRENCY



Contract	\$	Month	Daily Change
Soybeans (\$/bu)	\$11.64	May-26	-10.00c
Soy Oil (c/lb)	71.68c	May-26	-0.46c
Soy Meal (\$/T)	\$320.60	May-26	-\$4.70

Delivery Month	£/t	Daily Change
May-26	£178.00	+£0.25
Nov-26	£183.45	+£0.20
Jan-27	£186.50	+£0.20
Mar-27	£189.40	+£0.20



### THE UNITED OILSEEDS OSR REBOOT5

**Restore UK OSR Self Sufficiency – Boost Economic Growth – Reverse Biodiversity Declines – Level the Playing Field for UK Farmers**

**SAVE OUR YELLOW FIELDS! – [View the Campaign Here](#)**