



DAILY MARKET REPORT

MARKETS – DAILY COMMENTS & MARKET DRIVERS

On Tuesday, May-26 MATIF opened at €490 and traded between highs of €494 and lows of €488.75, before settling at €489, down €2.5 on Monday’s settlement.

- On the CBOT, it was a mixed day across the three legs of the soy complex. Mar’26 soybeans gained 1c to settle at \$11.34/bu, soy oil gained 0.21c to settle at 57.29c/lb, whilst soymeal fell \$3.4 to settle at \$305.8/t. **Price Impact – Mixed**
- On the Bursa Malaysia, Apr’26 crude palm oil fell 30RM to settle at 4,020RM. **Price Impact – Negative**
- On the Dalian, May’26 soybeans gained 81CNY to settle at 4,657CNY, soymeal gained 18CNY to settle at 2,800CNY, whilst soy oil fell 44CNY to settle at 8,062CNY. **Price Impact – Mixed**
- Nearby (Apr’26) Brent crude fell \$1.23 to settle at \$67.42/b. **Price Impact – Negative**
- Oil fell yesterday as Iran-US talks are understood to be progressing well, with Iran’s Foreign Minister saying that both countries had reached an understanding on the main “guiding principles” of talks.
- Benchmark European natural gas fell €1.08 to settle at €29.82/MWh (Mar’26). **Price Impact – Positive**
- NOPA Jan’26 soybean crush came in at 221.56m/bu, above estimates of 218.52m/bu, but down from 224.99m/bu last month, up from 220.38m/bu last year. **Price Impact – Mixed**
- SovEcon have increased their estimate for 2026 Russian wheat production from 83.8Mmt to 85.9Mmt. **Price Impact – Negative**
- LSEG report that the EPA looks likely to send their 2026 biofuel blending quotes to the White House for approval this week. **Price Impact – Mixed**
- EU Commission data places 25/26 EU OSR imports so far this season at 2.67Mmt, down from 4.29Mmt at the same time last season. **Price Impact – Mixed**

Hubbards Seeds – Cover, Companions, Forage, Trees & More

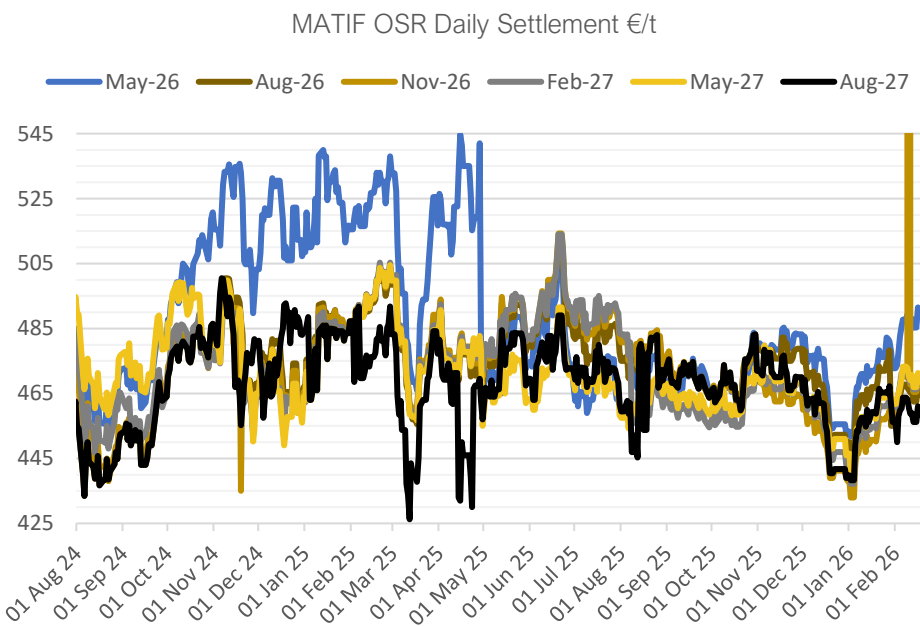
Whether it’s cover crops ahead of a spring crop, a companion in your OSR, maize for silage, or trees & hedging for structure & biodiversity, we’re here to support every part of your rotation.

01380 729200 ~ hello@hubbardsseeds.co.uk

	Erith	Liverpool	Stratford	Berwick	Montrose	Whitehill / Murphy
Feb-26	£449	£443	£446	£428	POA	POA
Mar-26	£451	£446	£449	£428	£411	POA
Apr-26	£451	£446	£449	£428	£411	POA
May-26	£451	£446	£449	£428	£411	POA
Flat market NO carry onwards						
Aug-26	£415	£415	£415	£399	£391	£388
Sep-26	£419	£419	£419	£403	£393	£390
Oct-26	£421	£421	£421	£405	£395	£392
Nov-26	£423	£423	£423	£407	£397	£394
£1 Carry/Month onwards						

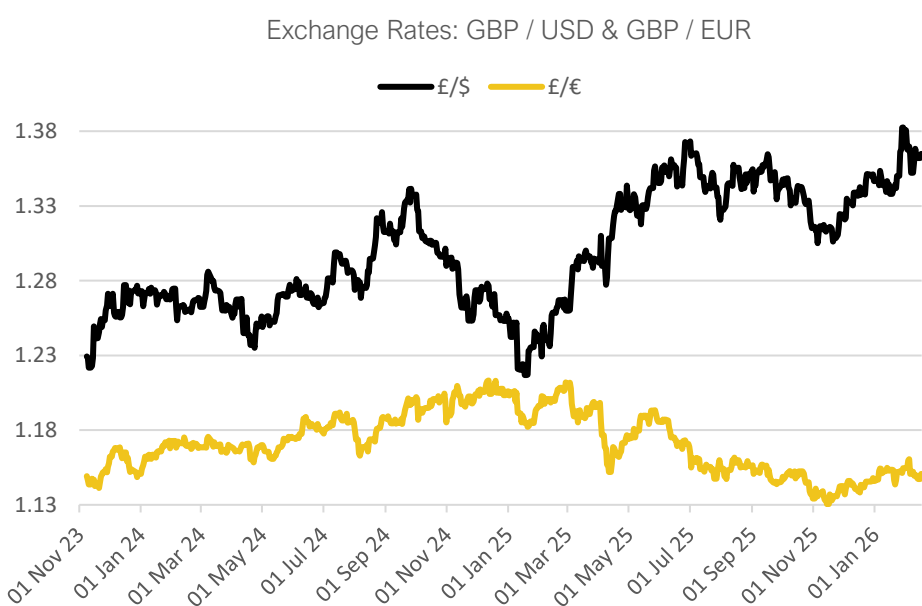
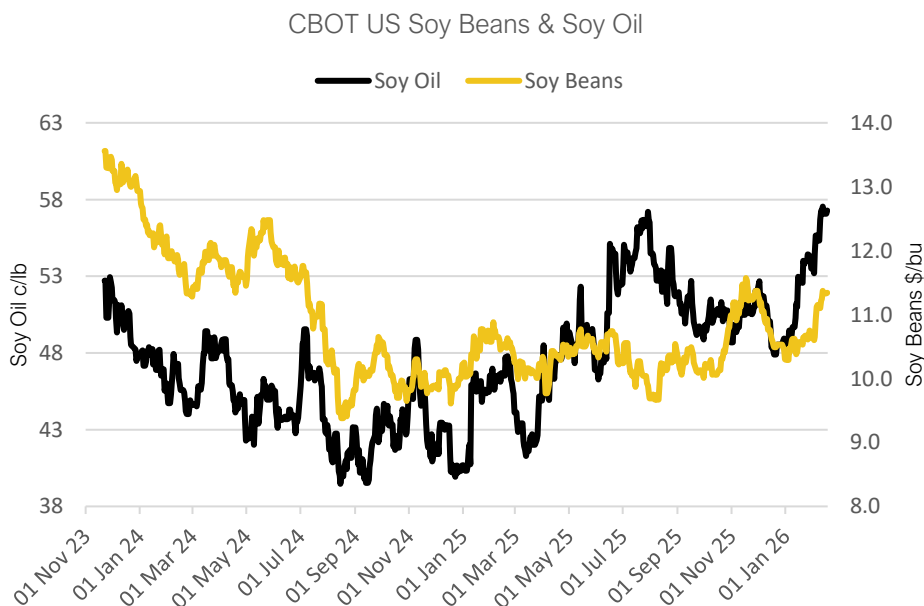


MARKET TRENDS & CURRENCY



CBOT US Soy Complex – Settlement 17.02.2026			
Contract	\$	Month	Daily Change
Soybeans (\$/bu)	\$11.34	Mar-26	+1.00c
Soy Oil (c/lb)	57.29c	Mar-26	+0.21c
Soy Meal (\$/T)	\$305.80	Mar-26	+\$1.30

ICE London Feed Wheat – Settlement 17.02.2026		
Delivery Month	£/t	Daily Change
Mar-26	£162.60	-£0.95
May-26	£165.80	-£1.05
Nov-26	£169.00	-£1.15
Jan-27	£173.65	-£1.30



THE UNITED OILSEEDS OSR REBOOT

Restore UK OSR Self Sufficiency – Boost Economic Growth – Reverse Biodiversity Declines – Level the Playing Field for UK Farmers

SAVE OUR YELLOW FIELDS! – [View the Campaign Here](#)