

DAILY MARKET REPORT

MARKETS – DAILY COMMENTS & MARKET DRIVERS

On Tuesday, Aug'26 MATIF opened at €510.75, and traded between highs of €513.25 and lows of €507, before settling at €507.50, down €5.75 on Monday's settlement.

- On the CBOT, it was a mixed day across the three legs of the soy complex. Jul'26 soybeans gained 10.6c to settle at \$11.30/bu, soy oil fell 1.45c to settle at 72.92c/lb, whilst soymeal gained \$2.8 to settle at \$304.8/t. **Price Impact – Mixed**
- On the Bursa Malaysia, Sep'26 crude palm oil gained 89RM to settle at 4,574RM. **Price Impact – Positive**
- On the Dalian, Sep'26 soybeans fell 14CNY to settle at 4,726CNY, soymeal gained 20CNY to settle at 2,958CNY, whilst soy oil gained 66CNY to settle at 8,378CNY. **Price Impact – Mixed**
- Nearby (Aug'26) Brent crude fell \$4.21 to settle at \$78.96/b. **Price Impact – Negative**
- Brent crude continued to trade downwards yesterday following US and Iranian agreement over a framework deal to reopen the Strait of Hormuz, at least three Iranian tankers are understood to have sailed through the US naval blockade this week. The International Energy Agency in their monthly market report published today have said they expect the world oil market to recover from the closure of the Straits of Hormuz throughout 2026 before tipping into significant surplus in 2027.
- Benchmark European natural gas fell 74c to settle at €41.77/MWh (Jul'26). **Price Impact – Positive**
- UAC estimate 2026 Ukrainian wheat production at 23.5-24Mmt, up from 22-23Mmt in their previous estimate, and 23Mmt in 2025. **Price Impact – Negative**
- Australian weather bureau has said that an El-Nino weather system is now underway in the tropical Pacific, which would bring extreme heat across Central & Eastern Australia in winter and spring. **Price Impact – Mixed**
- French AgMin estimate 2026 French OSR production at 4.65Mmt, virtually unchanged on last year. **Price Impact – Mixed**
- EU Commission data places 25/26 EU OSR imports at 5.07Mmt so far this season, down from 7.14Mmt this time last season. **Price Impact – Positive**

Hubbards Seeds – Cover, Companions, Forage, Trees & More

Whether it's cover crops ahead of a spring crop, a companion in your OSR, maize for silage, or trees & hedging for structure & biodiversity, we're here to support every part of your rotation.

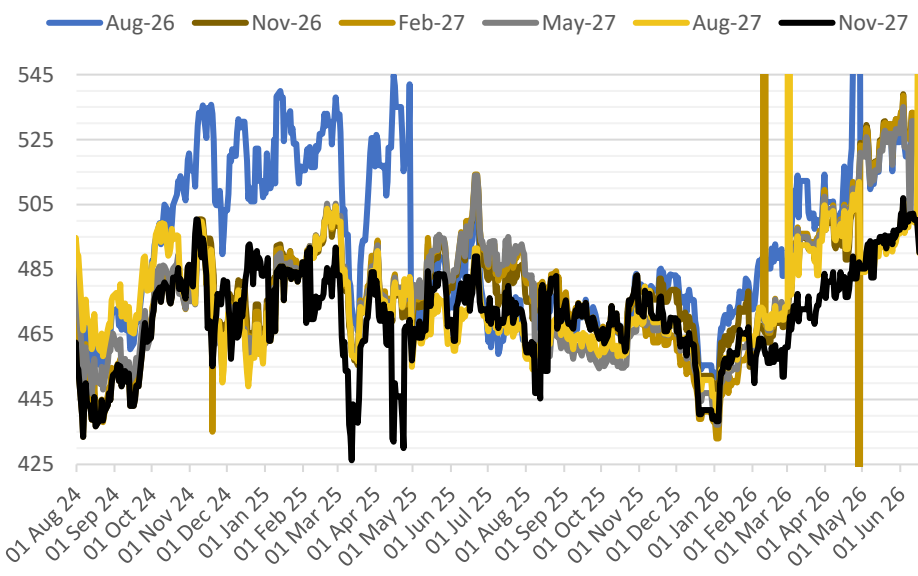
01380 729200 ~ hello@hubbardsseeds.co.uk

	Erith	Liverpool	Stratford	Berwick	Montrose	Whitehill / Murphy
Aug-26	£444	£442	£443	£426	£422	£416
Sep-26	£449	£447	£448	£430	£424	£418
Oct-26	£451	£449	£450	£432	£426	£420
Nov-26	£453	£451	£452	£434	£428	£422
Dec-26	£454	£452	£453	£435	£429	£423
Jan-27	£454	£452	£453	£435	£429	£423



MARKET TRENDS & CURRENCY

MATIF OSR Daily Settlement €/t



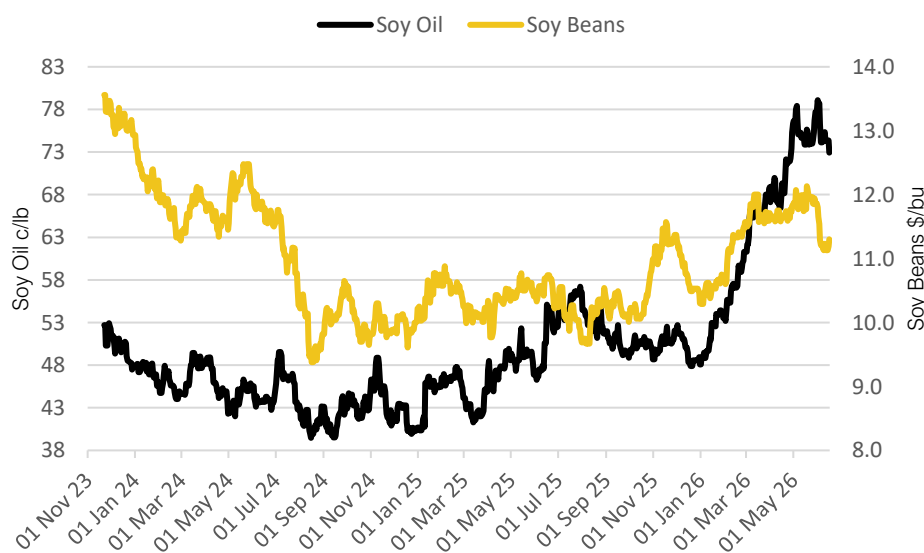
Nearby ICE London Feed Wheat Daily Settlement £/t



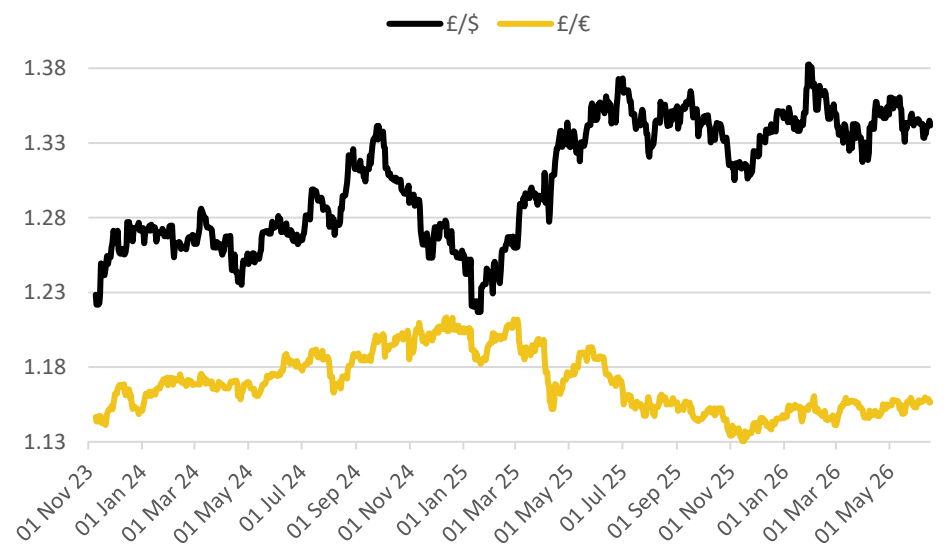
Contract	\$	Month	Daily Change
Soybeans (\$/bu)	\$11.30	Jul-26	+10.6c
Soy Oil (c/lb)	72.92c	Jul-26	-1.45c
Soy Meal (\$/T)	\$304.80	Jul-26	+\$2.80

Delivery Month	£/t	Daily Change
Nov-26	£178.00	+£0.75
Jan-27	£181.75	+£1.25
Mar-27	£185.50	+£1.50
May-27	£189.25	+£1.75

CBOT US Soy Beans & Soy Oil



Exchange Rates: GBP / USD & GBP / EUR



THE UNITED OILSEEDS OSR REBOOT5

Restore UK OSR Self Sufficiency – Boost Economic Growth – Reverse Biodiversity Declines – Level the Playing Field for UK Farmers

SAVE OUR YELLOW FIELDS! – [View the Campaign Here](#)