



DAILY MARKET REPORT

MARKETS – DAILY COMMENTS & MARKET DRIVERS

On Monday, Aug-25 MATIF opened at €464 and traded between highs of €466.75 and lows of €459.50, before settling at €465.75, up €2.75 on Friday’s settlement.

- On the CBOT, it was a mixed day across the 3 legs of the soy complex yesterday. Aug’25 soybeans fell 3.2c to settle at \$10.01/bu, soy oil gained 0.42c to settle at 54.17c/lb, whilst soymeal fell \$2.6 to settle at \$267.7/t. **Price Impact – Mixed**
- On the Bursa Malaysia, Sep’25 crude palm oil gained 56RM to settle at 4,230RM. **Price Impact – Positive**
- On the Dalian, Sep’25 soybeans gained 18CNY to settle at 4,116CNY, soymeal gained 6CNY to settle at 2,977CNY, whilst soy oil gained 18CNY to settle at 7,988CNY. **Price Impact – Positive**
- Nearby (Sep’25) Brent crude fell \$1.15 to settle at \$69.21/b. **Price Impact – Negative**
- Oil had a mixed day yesterday, rallying on news that Trump intends to announce sanctions on Russian oil buyers before retreating on news that any sanctions would be subject to a 50-day window for Moscow to agree a peace deal.
- Benchmark European natural gas fell 11c to settle at €35.45/MWh (Aug’25). **Price Impact – Mixed**
- US soybean conditions came in at 70% good-to-excellent above estimates of 67% and up from 66% last week, up from 68% last year, and above the 5-yr average of 63%. **Price Impact – Mixed**
- Chinese customs data shows Jan-Jun’25 soybean imports at 49.37mmt, up from 48.48Mmt in the same period last year. **Price Impact – Positive**
- IKAR have reduced their estimate for 2025 Russian wheat production, from 84.5Mmt to 84Mmt, due to drought issues in Southern Russia. Export estimates have been reduced from 42.5Mmt to 42Mmt. **Price Impact – Positive**

Hubbards Seeds – A United Oilseeds Company

Grass – Wildflowers – Game Cover - Maize – Cover Crops – Companion Crops – Trees/Hedging – SFI – Fodder

COMPETITIVE PRICING AND PROMPT DELIVERY

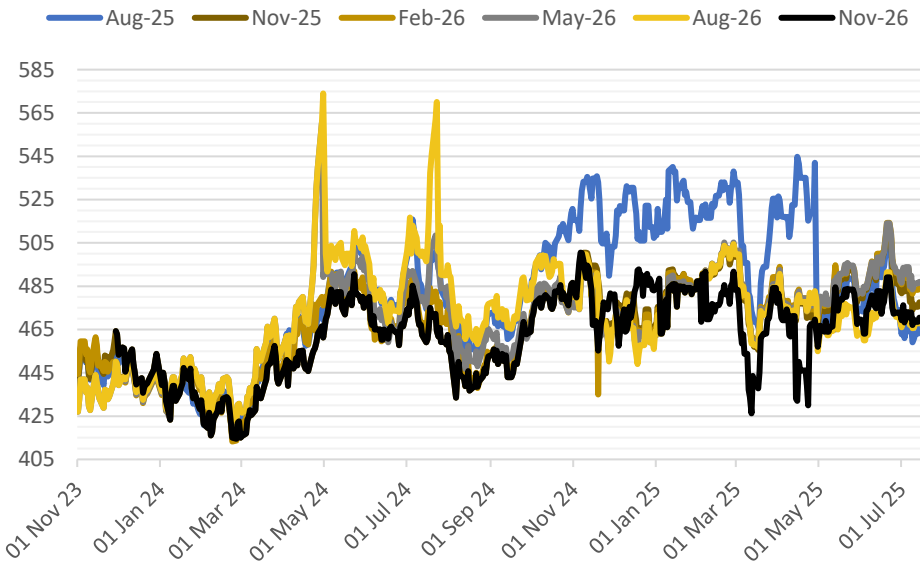
Request a quote by email to hello@hubbardsseeds.co.uk

Delivered OSR Prices	Daily Change	Hvst-25	Sep-25	Oct-25	Nov-25	Dec-25	Jan-26
Erith	£2	£412	£417	£419	£421	£423	£424
Liverpool	£2	£412	£417	£419	£421	£423	£424
Chettisham	POA	POA	POA	POA	POA	POA	POA
Stratford	£2	£412	£417	£419	£421	£423	£424
Berwick	POA	£397	£402	£404	£406	£408	£409
Montrose	£2	£392	£397	£399	£401	£403	£404
Peterhead	£2	£392	£397	£399	£401	£403	£404



MARKET TRENDS & CURRENCY

MATIF OSR Daily Settlement €/t



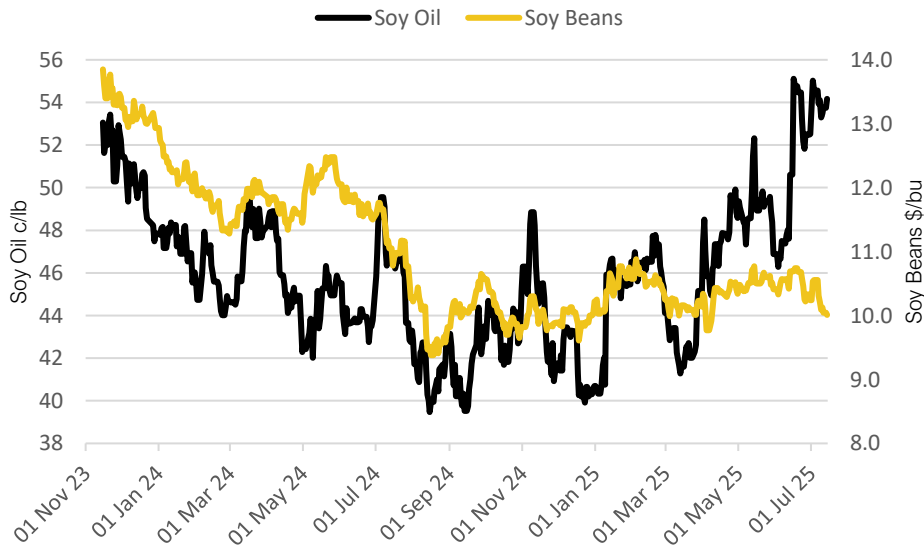
Nearby ICE London Feed Wheat Daily Settlement £/t



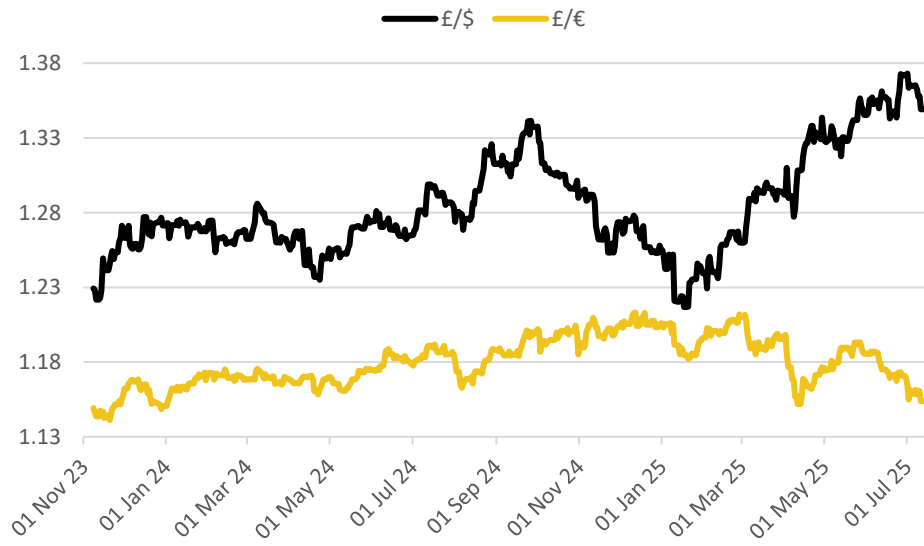
CBOT US Soy Complex – Settlement 14.07.2025			
Contract	\$	Month	Daily Change
Soybeans (\$/bu)	\$10.01	Aug-25	-3.2c
Soy Oil (c/lb)	54.17c	Aug-25	+0.42c
Soy Meal (\$/T)	\$267.70	Aug-25	-\$2.60

ICE London Feed Wheat – Settlement 14.07.2025		
Delivery Month	£/t	Daily Change
Nov-25	£178.10	+£0.10
Jan-26	£182.30	+£0.15
May-26	£186.55	+£0.25
Nov-26	£190.80	+£0.35

CBOT US Soy Beans & Soy Oil



Exchange Rates: GBP / USD & GBP / EUR



THE UNITED OILSEEDS OSR REBOOT

Restore UK OSR Self Sufficiency – Boost Economic Growth – Reverse Biodiversity Declines – Level the Playing Field for UK Farmers

SAVE OUR YELLOW FIELDS! – [View the Campaign Here](#)