



## DAILY MARKET REPORT

MARKETS – DAILY COMMENTS & MARKET DRIVERS

On Friday, Aug-25 MATIF opened at €460.25 and traded between highs of €463.50 and lows of €454.00, before settling at €463, up €2.50 on Thursday’s settlement.

- On the CBOT, the soy complex came under pressure on Friday. Aug’25 soybeans fell 8.25c to settle at \$10.04/bu and the lowest level since April, soy oil gained 0.26c to settle at 53.75c/lb, whilst soy meal fell \$1.1 to settle at \$270.3/T. **Price Impact – Negative**
- Nearby (Sep’25) Brent crude continued the trend for incremental gains on Friday, up \$1.72c to settle at \$70.36/b. **Price Impact – Positive**
- US soybeans had a good week of export demand, weekly net sales of 503Kt for 2024/2025 were up 9 percent from the previous week and 43 percent from the prior 4-week average. **Price Impact – Positive**
- US corn also had a good week of export demand, net sales of 1.262Mt for 2024/2025 were up noticeably from the previous week and up 70 percent from the prior 4-week average. **Price Impact – Positive**
- In the July USDA WASDE, US wheat production estimate was increased to 52.49Mt. However, Canadian wheat production estimate was decreased by 1Mt to 35Mt, Ukraine also down by 1Mt to 22Mt and the estimate for wheat production in the UK cut by 300Kt to 12.5Mt **Price Impact – Positive**
- In the USDA WASDE, US corn production estimates were cut to 398.93Mt, down from 401.85Mt. **Price Impact – Positive**
- In the USDA WASDE, US soybean production estimates have been trimmed down to 117.98Mt, down from 118.12Mt in the previous June estimate. **Price Impact – Positive**
- In the USDA WASDE, Canadian canola production estimates were cut by 250Kt to 19.25Mt, while estimates for the EU were increased to 19.45Mt. **Price Impact - Mixed**

### Hubbards Seeds – A United Oilseeds Company

Grass – Wildflowers – Game Cover - Maize – Cover Crops – Companion Crops – Trees/Hedging – SFI – Fodder

COMPETITIVE PRICING AND PROMPT DELIVERY

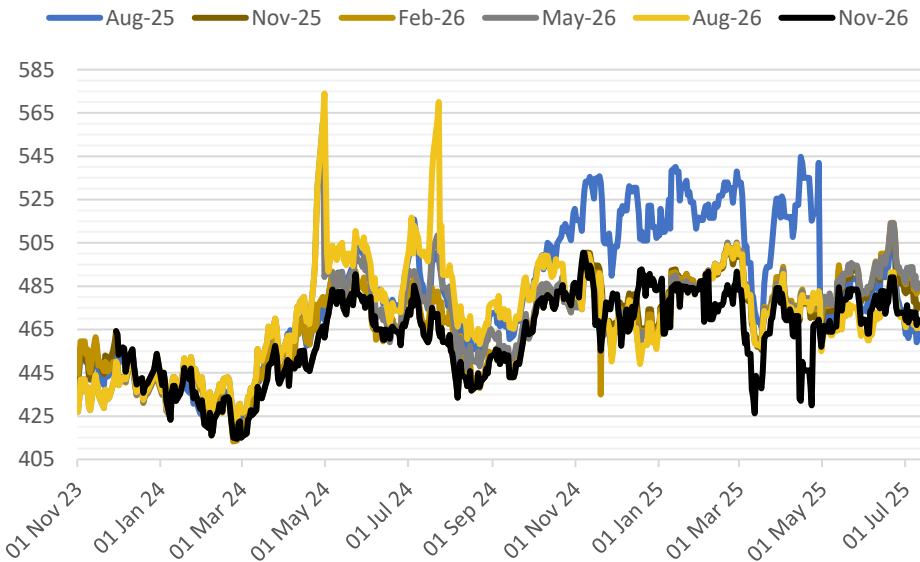
Request a quote by email to [hello@hubbardsseeds.co.uk](mailto:hello@hubbardsseeds.co.uk)

Delivered OSR Prices	Daily Change	Hvst-25	Sep-25	Oct-25	Nov-25	Dec-25	Jan-26
Erith	£1	£410	£415	£417	£419	£421	£422
Liverpool	£1	£410	£415	£417	£419	£421	£422
Chettisham	POA	POA	POA	POA	POA	POA	POA
Stratford	£1	£410	£415	£417	£419	£421	£422
Berwick	POA	£395	£400	£402	£404	£406	£407
Montrose	£1	£390	£395	£397	£399	£401	£402
Peterhead	£1	£390	£395	£397	£399	£401	£402



### MARKET TRENDS & CURRENCY

MATIF OSR Daily Settlement €/t



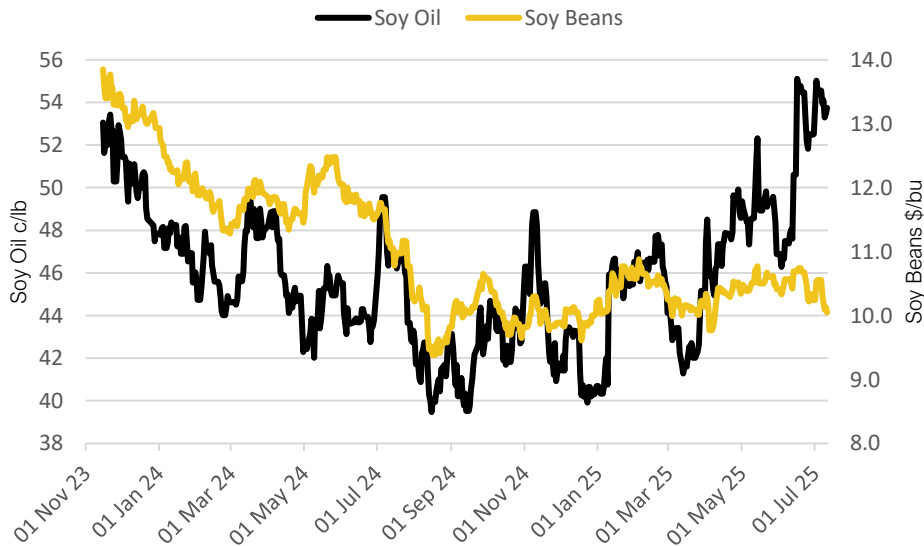
Nearby ICE London Feed Wheat Daily Settlement £/t



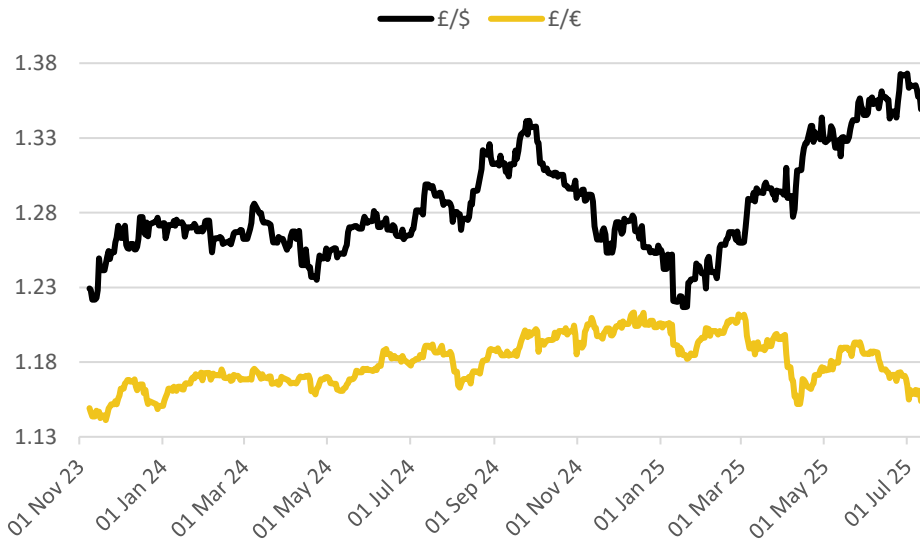
CBOT US Soy Complex – Settlement 11.07.2025			
Contract	\$	Month	Daily Change
Soybeans (\$/bu)	\$10.04	Aug-25	-8.25c
Soy Oil (c/lb)	53.75c	Aug-25	0.26c
Soy Meal (\$/T)	\$270.30	Aug-25	-\$1.10

ICE London Feed Wheat – Settlement 11.07.2025		
Delivery Month	£/t	Daily Change
Nov-25	£178.00	+£1.00
Jan-26	£182.15	+£0.90
May-26	£190.45	+£0.70
Nov-26	£192.10	-£0.55

CBOT US Soy Beans & Soy Oil



Exchange Rates: GBP / USD & GBP / EUR



### THE UNITED OILSEEDS OSR REBOOT

Restore UK OSR Self Sufficiency – Boost Economic Growth – Reverse Biodiversity Declines – Level the Playing Field for UK Farmers

SAVE OUR YELLOW FIELDS! – [View the Campaign Here](#)