

DAILY MARKET REPORT

MARKETS – DAILY COMMENTS & MARKET DRIVERS

On Monday May-26 MATIF opened at €501.75 and traded between highs of €505 and lows of €500.25, before settling at €502.50, up €2.75 on Friday's settlement.

- On the CBOT, it was a mixed day across the three legs of the soy complex. May'26 soybeans fell 13.4c to settle at \$11.62/bu, soy oil fell 0.59c to settle at 66.50c/lb, whilst soymeal gained 10c to settle at \$331.9/t. **Price Impact – Mixed**
- On the Bursa Malaysia, May'26 crude palm oil gained 11RM to settle at 4,511RM. **Price Impact – Positive**
- On the Dalian, May'26 soybeans gained 20CNY to settle at 4,854CNY, soymeal fell 10CNY to settle at 2,845CNY, whilst soy oil fell 41CNY to settle at 8,472CNY. **Price Impact – Mixed**
- Nearby (Jun'26) Brent crude gained \$4.16 to settle at \$99.36/b. **Price Impact – Positive**
- Oil rallied yesterday as the US Navy prepared to commence their blockade of the Strait of Hormuz, meanwhile cash markets for oil continue to rally above and beyond benchmark values, whilst refined products are also rallying, with jet fuel and diesel prices across Europe surging.
- Benchmark European natural gas gained €2.77 to settle at €46.41/MWh (May'26). **Price Impact – Negative**
- Rabobank estimate 2026 Brazilian fertilizer use will fall from 49.1Mmt to 47.2Mmt in 2026, the impact of this on yields remains to be seen. **Price Impact – Mixed**
- US soybean plantings have reached 6% completion, above estimates of 2%, up from 2% last year, and the 5yr average of 2%. **Price Impact – Mixed**
- AgRural estimate the 25/26 Brazilian soybean area is 87% harvested so far. **Price Impact – Mixed**
- Chinese Customs data shows Chinese soybean imports in Mar'26 at 4.02Mmt, up 14.9% on last year, however imports between Jan-Mar'26 are seen to be down 53kt on last year at 16.58Mmt. **Price Impact – Mixed**
- LSEG estimate Mar'26 US NOPA crush at 229.98m/bu, up from 208.79m/bu in Feb'26, and up from 194.511m/bu in Mar'25, this would be a record if realised. **Price Impact – Mixed**

Hubbards Seeds – Cover, Companions, Forage, Trees & More

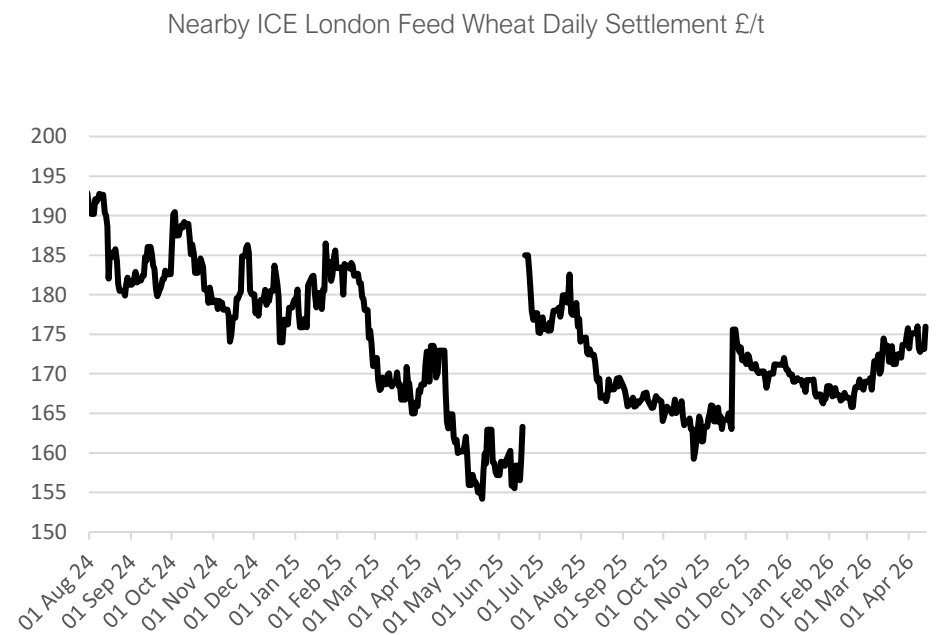
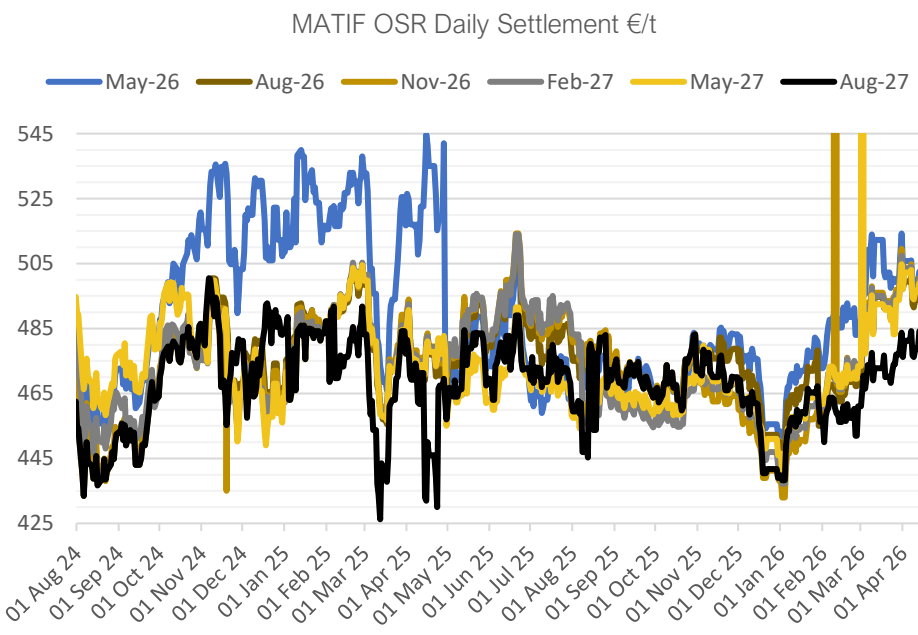
Whether it's cover crops ahead of a spring crop, a companion in your OSR, maize for silage, or trees & hedging for structure & biodiversity, we're here to support every part of your rotation.

01380 729200 ~ hello@hubbardsseeds.co.uk

	Erith	Liverpool	Stratford	Berwick	Montrose	Whitehill / Murphy
Aug-26	£434	£432	£432	£416	£412	£406
Sep-26	£438	£436	£436	£420	£414	£408
Oct-26	£440	£438	£438	£422	£416	£410
Nov-26	£442	£440	£440	£424	£418	£412



MARKET TRENDS & CURRENCY

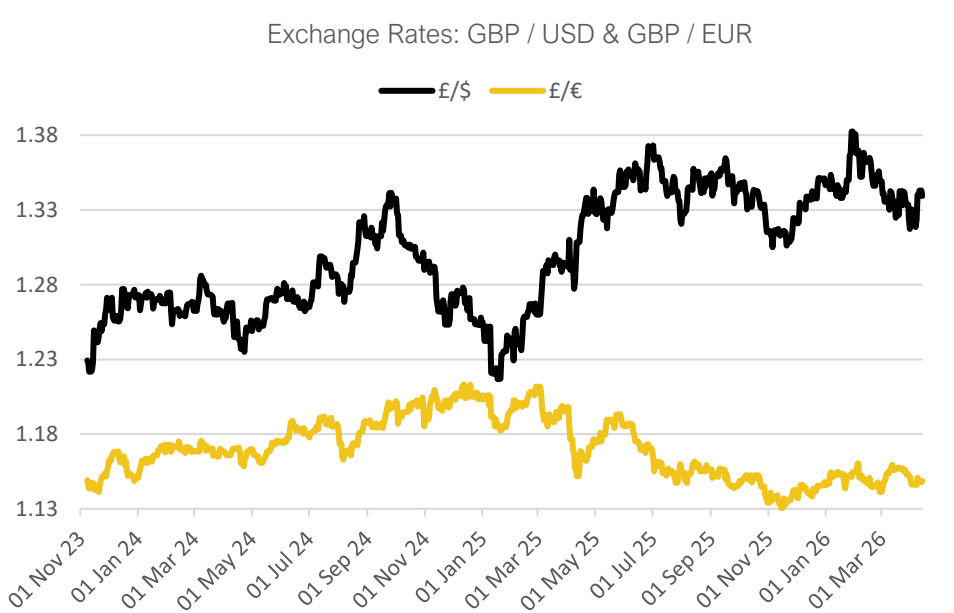
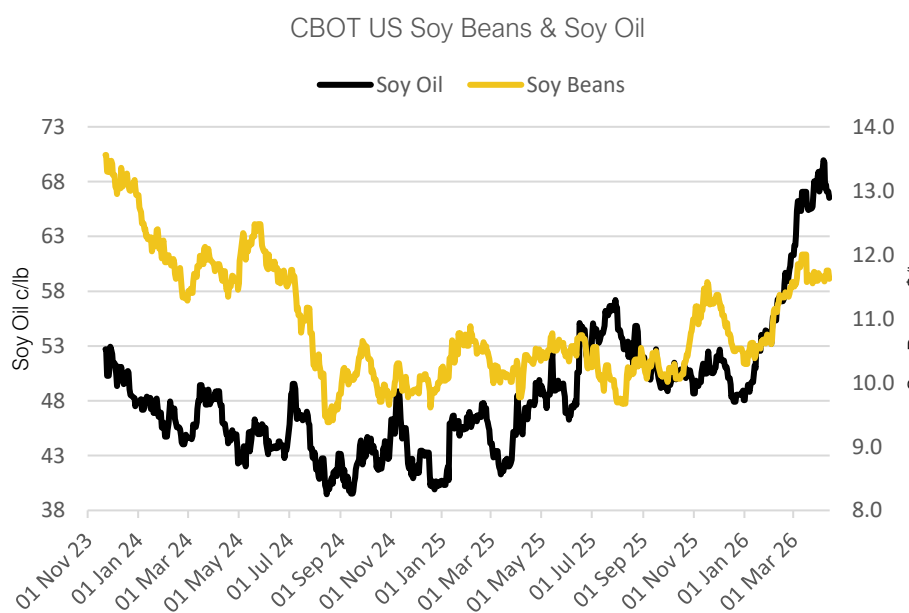


CBOT US Soy Complex – Settlement 13.04.2026

Contract	\$	Month	Daily Change
Soybeans (\$/bu)	\$11.62	May-26	-13.4c
Soy Oil (c/lb)	66.50c	May-26	-0.59c
Soy Meal (\$/T)	\$331.90	May-26	+\$0.10

ICE London Feed Wheat – Settlement 13.04.2026

Delivery Month	£/t	Daily Change
May-26	£175.95	+£2.80
Nov-26	£182.45	+£3.25
Jan-27	£185.50	+£3.25
Mar-27	£188.55	+£3.25



THE UNITED OILSEEDS OSR REBOOTS

Restore UK OSR Self Sufficiency – Boost Economic Growth – Reverse Biodiversity Declines – Level the Playing Field for UK Farmers

SAVE OUR YELLOW FIELDS! – [View the Campaign Here](#)