

DAILY MARKET REPORT

On Monday, Aug-25 MATIF opened at €477.25, and traded between highs of €481.75 and lows of €476.25, before settling at €481, up €9.75 on Friday’s settlement.

- On the CBOT, all 3 legs of the soy complex settled higher. Jul’25 soybeans gained 19.4c to settle at \$10.71/bu, soy oil gained 1.35c to settle at 49.92c/lb, whilst soymeal gained \$4 to settle at \$298.1/t. **Price Impact – Positive**
- On the Bursa Malaysia, Jul’25 crude palm oil gained 13RM to settle at 3,814RM. **Price Impact – Positive**
- On the Dalian, Jul’25 soybeans fell 19CNY to settle at 4,156CNY, soymeal fell 35CNY to settle at 2,747CNY, whilst soy oil fell 42CNY to settle at 7,796CNY. **Price Impact – Negative**
- Nearby (Jul’25) Brent crude gained \$1.05 to settle at \$64.96/b. **Price Impact – Positive**
- Brent touched 2-week highs yesterday, after the US & China agreed to a 90-day cut in tariffs, a move which lent support to equity and energy markets on the day.
- Benchmark European natural gas gained 77c to settle at €35.39/MWh (Jun’25). **Price Impact – Negative**
- The May’25 USDA WASDE report was released last night. **Price Impact – Mixed**
  - o 24/25 world soybean ending stocks were estimated at 123.18Mmt, beating estimates of 122.50Mmt, and Apr’s figure of 122.47Mmt.
  - o 24/25 Brazilian soybean production estimated at 169Mmt, below estimates of 169.17Mmt, unchanged on Apr’s figure.
  - o 24/25 Argentinian soybean production estimated at 49Mmt, below estimates of 49.25Mmt, unchanged on Apr’s figure.
  - o 24/25 world wheat ending stocks were estimated at 265.21Mmt, above estimates of 261Mmt, and Apr’s figure of 260.7Mmt.
  - o 25/26 US wheat production estimated at 1.921 billion bushels, beating estimated of 1.885bb, but down from 1.971bb in 24/25.
- APK-Inform increased their estimate for 2025 Ukrainian wheat production, from 21.5Mmt to 21.8Mmt. **Price Impact – Negative**

Hubbards Seeds – A United Oilseeds Company

Grass – Wildflowers – Game Cover - Maize – Cover Crops – Companion Crops – Trees/Hedging – SFI – Fodder

COMPETITIVE PRICING AND PROMPT DELIVERY

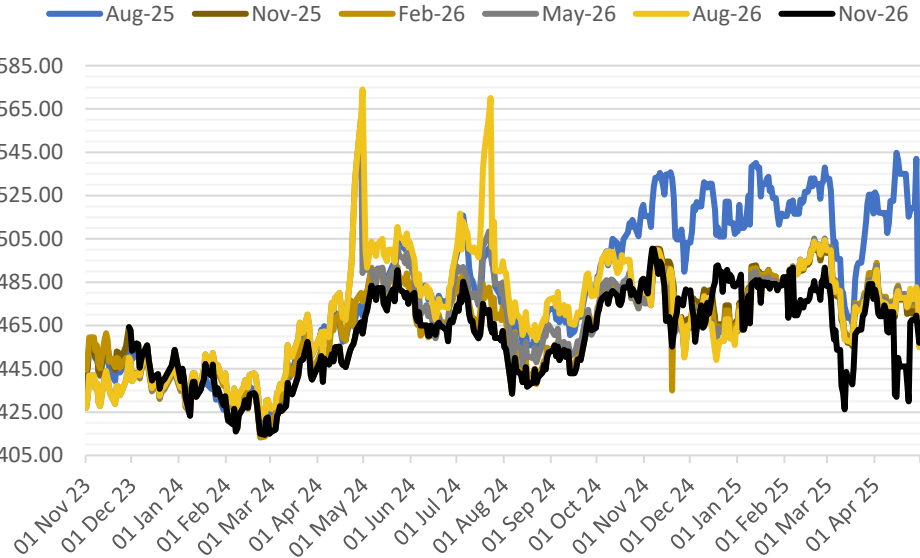
Request a quote by email to [hello@hubbardsseeds.co.uk](mailto:hello@hubbardsseeds.co.uk)

| Delivered OSR Prices | Daily Change | May-25 | Jun-25 | Aug-25 | Sep-25 | Nov-25 |
|----------------------|--------------|--------|--------|--------|--------|--------|
| Erith                | -£1          | POA    | £449   | £413   | £419   | £422   |
| Liverpool            | -£1          | POA    | £447   | £413   | £419   | £422   |
| Chettisham           | -£1          | POA    | POA    | POA    | POA    | POA    |
| Stratford            | -£1          | POA    | £447   | £413   | £419   | £422   |
| Berwick              | POA          | POA    | POA    | POA    | POA    | POA    |
| Dundee               | -£1          | £421   | POA    | £388   | £393   | £396   |
| Montrose             | -£1          | £421   | POA    | £388   | £393   | £396   |
| Peterhead            | -£1          | POA    | POA    | POA    | POA    | POA    |
| Inverness            | -£1          | £421   | POA    | £388   | £393   | £396   |



MARKET TRENDS & CURRENCY

MATIF OSR Daily Settlement €/t



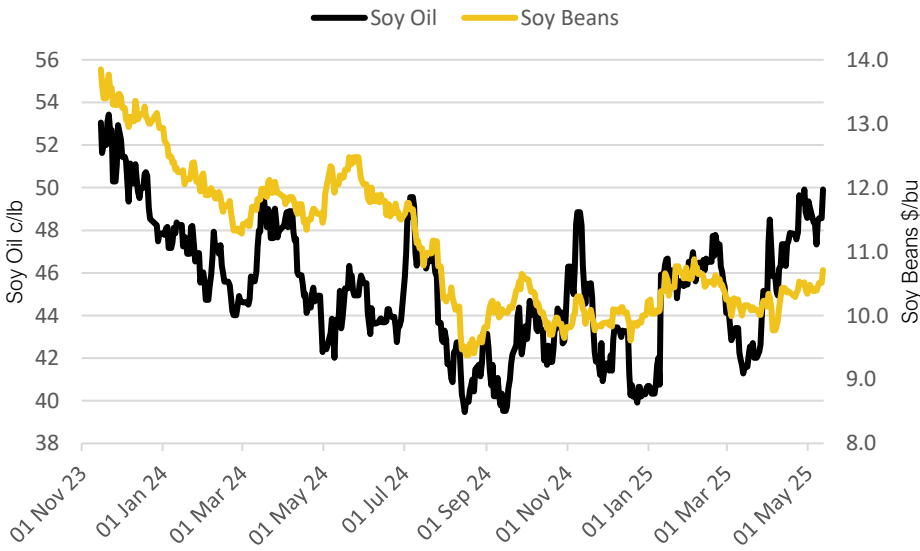
Nov-24 ICE London Feed Wheat Daily Settlement £/t



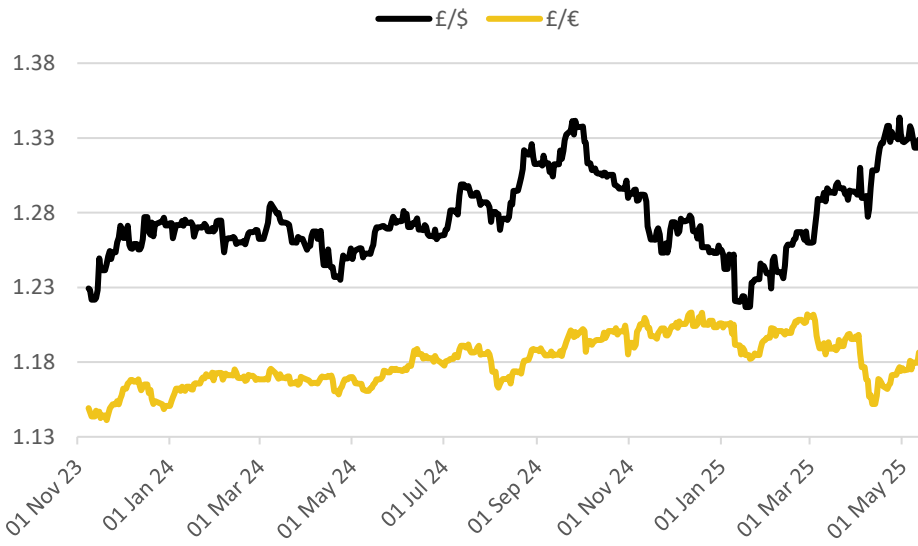
| CBOT US Soy Complex – Settlement 12.05.2025 |          |        |              |
|---------------------------------------------|----------|--------|--------------|
| Contract                                    | \$       | Month  | Daily Change |
| Soybeans (\$/bu)                            | \$10.71  | Jul-25 | +19.4c       |
| Soy Oil (c/lb)                              | 49.92c   | Jul-25 | +1.35c       |
| Soy Meal (\$/T)                             | \$298.10 | Jul-25 | +\$4.00      |

| ICE London Feed Wheat – Settlement 12.05.2025 |         |              |
|-----------------------------------------------|---------|--------------|
| Delivery Month                                | £/t     | Daily Change |
| May-25                                        | £157.25 | +£1.30       |
| Nov-25                                        | £181.00 | +£1.80       |
| Jan-26                                        | £184.25 | +£1.25       |
| May-26                                        | £190.80 | +£0.20       |

CBOT US Soy Beans & Soy Oil



Exchange Rates: GBP / USD & GBP / EUR



THE UNITED OILSEEDS OSR REBOOT

Restore UK OSR Self Sufficiency – Boost Economic Growth – Reverse Biodiversity Declines – Level the Playing Field for UK Farmers

SAVE OUR YELLOW FIELDS! – [View the Campaign Here](#)