



DAILY MARKET REPORT

MARKETS – DAILY COMMENTS & MARKET DRIVERS

On Wednesday, Aug-25 MATIF opened at €466.50 and traded between highs of €467 and lows of €458.50, before settling at €459, down €7.25 on Tuesday’s settlement.

- On the CBOT, it was a mixed day across the 3 legs of the soy complex. Aug’25 soybeans fell 12.2c to settle at \$10.09/bu, soy oil fell 0.82c to settle at 53.29c/lb, whilst soy meal fell \$1.3 to settle at \$269.4/t. **Price Impact – Mixed**
- On the Bursa Malaysia, Sep’25 crude palm oil gained 9RM to settle at 4,157RM. **Price Impact – Positive**
- On the Dalian, Sep’25 soybeans gained 22CNY to settle at 4,112CNY, soymeal gained 2CNY to settle at 2,921CNY, whilst soy oil gained 18CNY to settle at 7,902CNY. **Price Impact – Positive**
- Nearby (Sep’25) Brent crude gained 4c to settle at \$70.19/b. **Price Impact – Mixed**
- Oil traded sideways yesterday as traders continued to digest news of renewed Houthi attacks on shipping lanes in the Red Sea.
- Benchmark European natural gas gained 9c to settle at €34.3/MWh (Aug’25).
- UGA estimate 2025 Ukrainian OSR production at 3Mmt, with 2.6Mmt of exports. **Price Impact – Mixed**
- UGA estimate 2025 Ukrainian wheat production at 22.5Mmt, with 16.5Mmt of exports. **Price Impact – Mixed**
- UGA estimate 2025 Ukrainian corn production at 29.26Mmt, with 24Mmt of exports. **Price Impact – Mixed**
- LSEG have reduced their estimate for 25/26 Australian canola (OSR) production by 3% vs. last month to 6Mmt, due to a lower harvested area. **Price Impact – Positive**
- Euronext data shows that speculative traders have reduced their long position in Matif rapeseed by 19.33k lots too only 11.19k lots longs. **Price Impact – Mixed**
- China’s Statistics Bureau have reduced their estimate for 2025 wheat production from 138.22 to 138.16Mmt. **Price Impact – Positive**


Hubbards Seeds – A United Oilseeds Company

Grass – Wildflowers – Game Cover - Maize – Cover Crops – Companion Crops – Trees/Hedging – SFI – Fodder

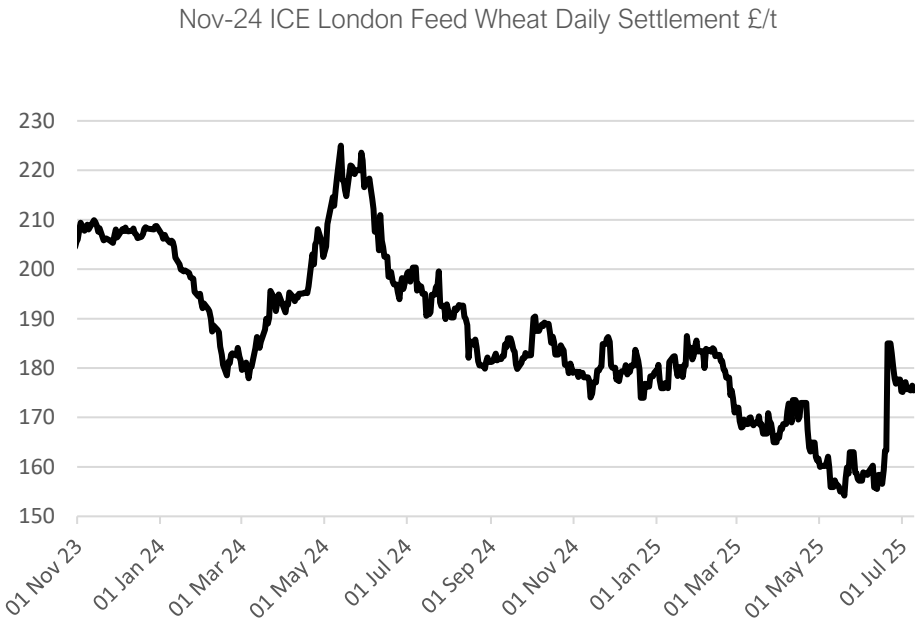
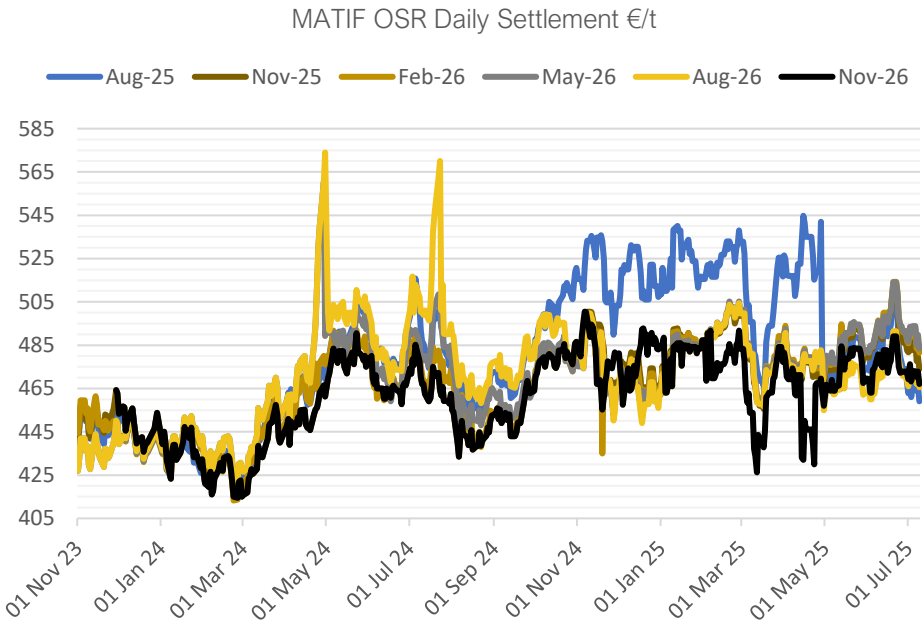
COMPETITIVE PRICING AND PROMPT DELIVERY

Request a quote by email to hello@hubbardsseeds.co.uk

Delivered OSR Prices	Daily Change	Hvst-25	Sep-25	Oct-25	Nov-25	Dec-25	Jan-26
Erith	-£8	£401	£406	£409	£412	£414	£416
Liverpool	-£8	£401	£406	£409	£412	£414	£416
Chettisham	-£8	POA	POA	POA	POA	POA	POA
Stratford	-£8	£401	£406	£409	£412	£414	£416
Berwick	POA	£386	£391	£394	£397	£399	£401
Montrose	-£8	£381	£386	£389	£392	£394	£396
Peterhead	-£8	£381	£386	£389	£392	£394	£396

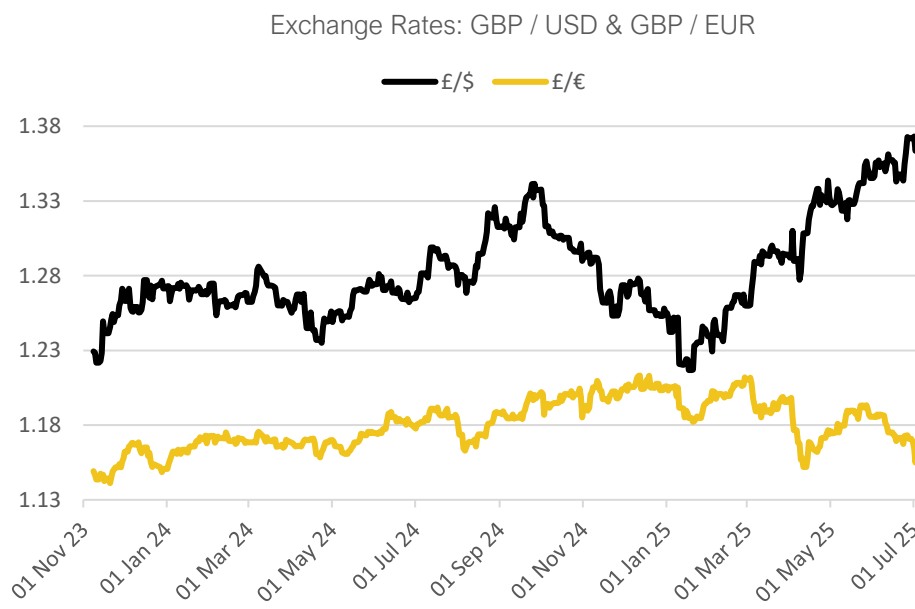
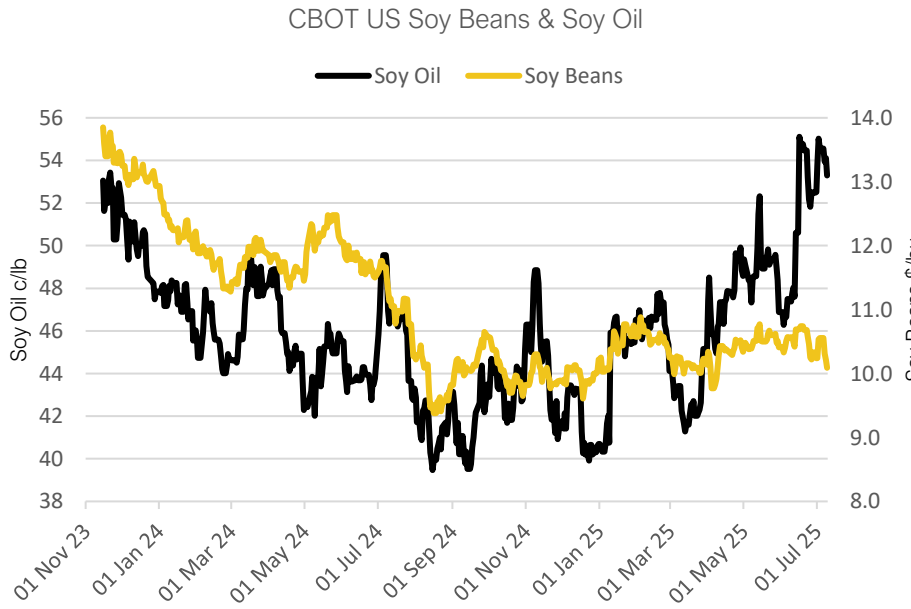


MARKET TRENDS & CURRENCY



CBOT US Soy Complex – Settlement 09.07.2025			
Contract	\$	Month	Daily Change
Soybeans (\$/bu)	\$10.12	Aug-25	-12.00c
Soy Oil (c/lb)	53.29c	Aug-25	-0.82c
Soy Meal (\$/T)	\$269.40	Aug-25	-\$1.30

ICE London Feed Wheat – Settlement 09.07.2025		
Delivery Month	£/t	Daily Change
Nov-25	£176.45	+£1.00
Jan-26	£180.60	+1.15
May-26	£188.90	+£1.45
Nov-26	£191.00	+£1.05



THE UNITED OILSEEDS OSR REBOOT

Restore UK OSR Self Sufficiency – Boost Economic Growth – Reverse Biodiversity Declines – Level the Playing Field for UK Farmers

SAVE OUR YELLOW FIELDS! – [View the Campaign Here](#)