

DAILY MARKET REPORT

On Thursday, Aug-25 MATIF opened at €470 and traded between highs of €475.25 and lows of €469.75, before settling at €472.25, up €3.25 on Wednesday’s settlement.

- On the CBOT, it was a mixed day across the 3 legs of the soy complex. Jul’25 soybeans gained 5.6c to settle at \$10.45/bu, soy oil gained 1.12c to settle at 48.45c/lb, whilst soy meal fell 30c to settle at \$294.7/t. **Price Impact – Mixed**
- On the Bursa Malaysia, Jul’25 crude palm oil gained 73RM to settle at 3,801RM. **Price Impact – Positive**
- On the Dalian, Jul’25 soybeans fell 59CNY to settle at 4,169CNY, soymeal gained 5CNY to settle at 2,775CNY, whilst soy oil fell 14CNY to settle at 7,774CNY. **Price Impact – Negative**
- Nearby (Jul’25) Brent crude gained \$1.72 to settle at \$62.84/b. **Price Impact – Positive**
- Optimism surrounding upcoming US-China trade talks (due to commence tomorrow in Switzerland) pushed oil up nearly 3% yesterday.
- Benchmark European natural gas gained 81c to settle at €35.34/MWh (Jun’25). **Price Impact – Mixed**
- Chinese customs data shows soybean imports between Jan-Apr’25 at 23.19Mmt, down from 27.15Mmt. Soybean imports in Apr’25 rose 3.58Mmt in Mar’25, however Apr’25 imports were still at a 10yr low. **Price Impact – Negative**
- Despite this, US soybean exports are currently running 2% ahead of the pace required to meet the USDA’s annual export estimate. **Price Impact – Positive**
- StatsCan data shows Canadian canola stocks on March 31st at 5.9Mmt, down 38.7% vs. last year. **Price Impact – Positive**
- BAGE increased their production estimate for 24/25 Argentinian soybeans, by 1.4Mmt to 50Mmt, on improving yields. **Price Impact – Negative**
- Beneficial rains are expected across Black Sea wheat area in Russia, Ukraine, and Romania. **Price Impact – Negative**

Hubbards Seeds – A United Oilseeds Company

Grass – Wildflowers – Game Cover - Maize – Cover Crops – Companion Crops – Trees/Hedging – SFI – Fodder

COMPETITIVE PRICING AND PROMPT DELIVERY

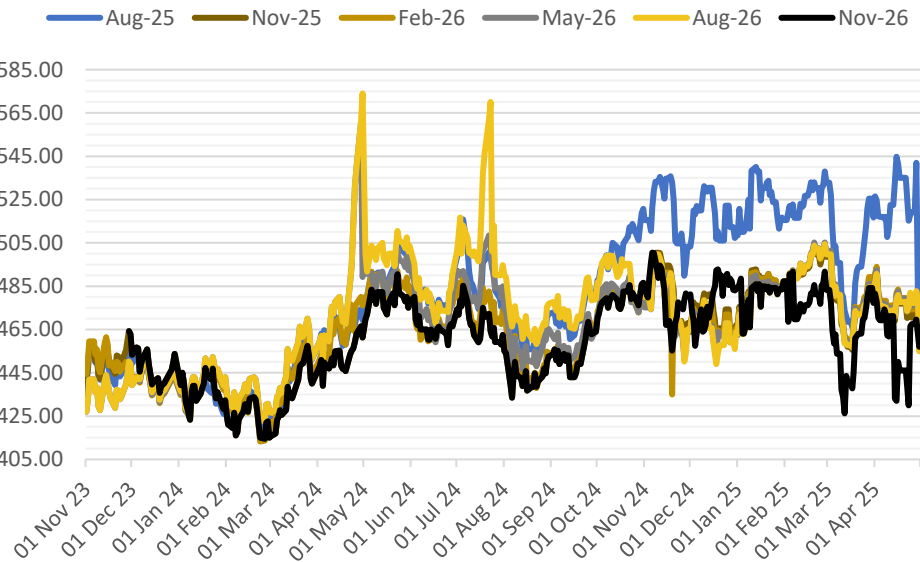
Request a quote by email to hello@hubbardsseeds.co.uk

Delivered OSR Prices	Daily Change	May-25	Jun-25	Aug-25	Sep-25	Nov-25
Erith	£0	£445	£449	£412	£418	£421
Liverpool	£0	£445	£447	£412	£418	£421
Chettisham	£0	POA	POA	POA	POA	POA
Stratford	£0	£445	£447	£412	£418	£421
Berwick	POA	POA	POA	POA	POA	POA
Dundee	£0	£419	POA	£387	£392	£395
Montrose	£0	£419	POA	£387	£392	£395
Peterhead	£0	POA	POA	POA	POA	POA
Inverness	£0	£419	POA	£387	£392	£395



MARKET TRENDS & CURRENCY

MATIF OSR Daily Settlement €/t



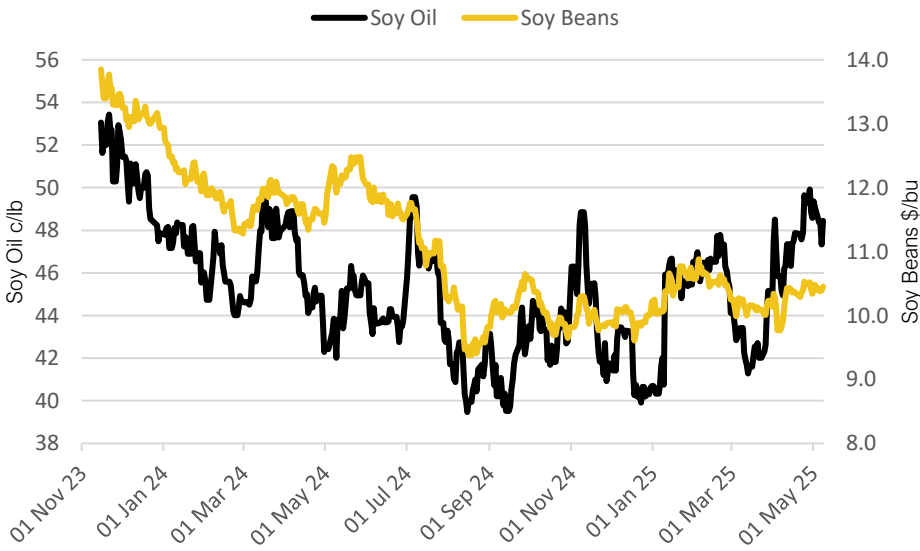
Nov-24 ICE London Feed Wheat Daily Settlement £/t



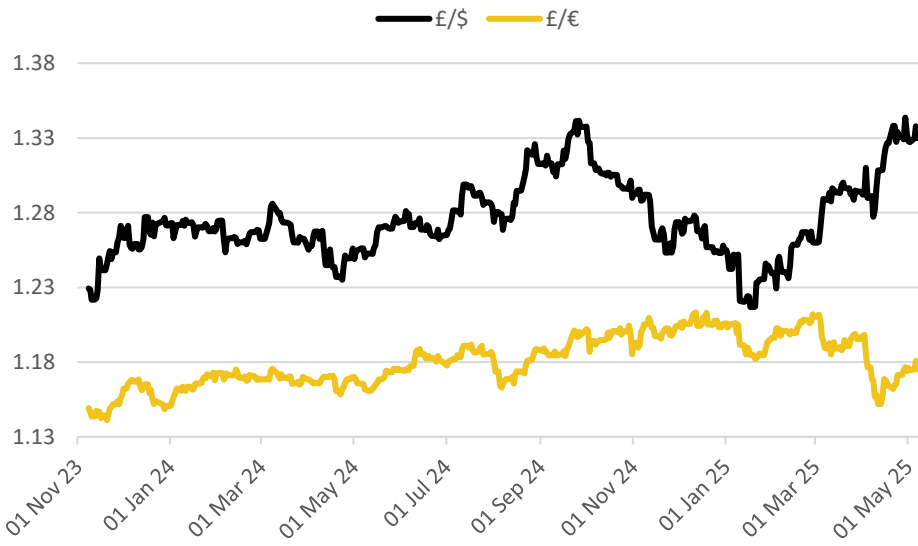
CBOT US Soy Complex – Settlement 07.05.2025			
Contract	\$	Month	Daily Change
Soybeans (\$/bu)	\$10.45	Jul-25	+5.6c
Soy Oil (c/lb)	48.45c	Jul-25	+1.12c
Soy Meal (\$/T)	\$294.70	Jul-25	-\$0.30

ICE London Feed Wheat – Settlement 07.05.2025		
Delivery Month	£/t	Daily Change
May-25	£159.80	‑£2.25
Nov-25	£180.80	‑£2.25
Jan-26	£184.45	‑£1.85
May-26	£191.70	‑£1.00

CBOT US Soy Beans & Soy Oil



Exchange Rates: GBP / USD & GBP / EUR



THE UNITED OILSEEDS OSR REBOOT

Restore UK OSR Self Sufficiency – Boost Economic Growth – Reverse Biodiversity Declines – Level the Playing Field for UK Farmers

SAVE OUR YELLOW FIELDS! – [View the Campaign Here](#)