



DAILY MARKET REPORT

MARKETS – DAILY COMMENTS & MARKET DRIVERS

On Tuesday, May-26 MATIF opened at €476.25 and traded between highs of €479.75 and lows of €476, before settling at €477.50 up €3.75 on Monday’s settlement.

- On the CBOT, it was a mixed day across the 3 legs of the soy complex. Mar’26 soybeans gained 5.4c to settle at \$10.65/bu, soy oil gained 1.29c to settle at 54.49c/lb, whilst soymeal fell \$2.6 to settle at \$291.9/t. **Price Impact – Mixed**
- On the Bursa Malaysia, Mar’26 crude palm oil gained 2RM to settle at 4,197RM. **Price Impact – Positive**
- On the Dalian, May’26 soybeans fell 21CNY to settle at 4,385CNY, soymeal fell 11CNY to settle a 2,725CNY, whilst soy oil gained 40CNY to settle at 8,146CNY. **Price Impact – Positive**
- Nearby (Apr’26) Brent crude gained \$1.03 to settle at \$67.33/b. **Price Impact – Positive**
- Brent crude has strengthened this week as markets pay close attention to the developing situation between US & Iran, after the US shot down an Iranian drone and armed Iranian boats approached a US vessel this had muddled the waters ahead of planned talks between Washington & Tehran.
- Benchmark European natural gas fell €1.08 to settle at €32.86/MWh (Mar’26). **Price Impact – Positive**
- EU Commission data places 25/26 OSR imports at 2.38Mmt so far, down from 3.91Mmt this time last year. **Price Impact – Mixed**
- Harsh weather conditions in Ukraine in January are understood to have *not* damaged winter crops. **Price Impact – Mixed**
- An EPA announcement is expected in early March regarding US biofuel tax credits (45Z’s) and biofuel blending requirements for 26-27 (RVO’s). This has lent support to CBOT soy oil recently. **Price Impact – Positive**

Hubbards Seeds – Cover, Companions, Forage, Trees & More

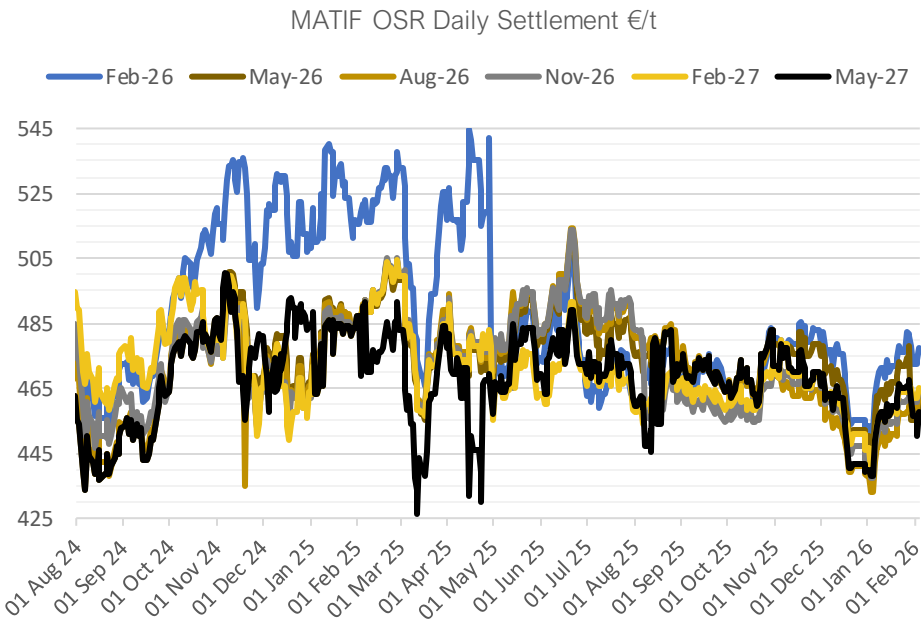
Whether it’s cover crops ahead of a spring crop, a companion in your OSR, maize for silage, or trees & hedging for structure & biodiversity, we’re here to support every part of your rotation.

01380 729200 ~ hello@hubbardsseeds.co.uk

	Erith	Liverpool	Stratford	Berwick	Montrose	Whitehill / Murphy
Feb-26	£431	£429	£429	£412	£405	POA
Mar-26	£431	£429	£429	£412	£405	POA
Apr-26	£431	£429	£429	£412	£405	POA
May-26	£431	£429	£429	£412	£405	POA
FLAT MARKET NO CARRY ONWARDS						
Aug-26	£403	£403	£403	£386	£379	£376
Sep-26	£407	£407	£407	£390	£381	£378
Oct-26	£409	£409	£409	£392	£383	£380
Nov-26	£411	£411	£411	£394	£385	£382
£1 Carry/Month Onwards						

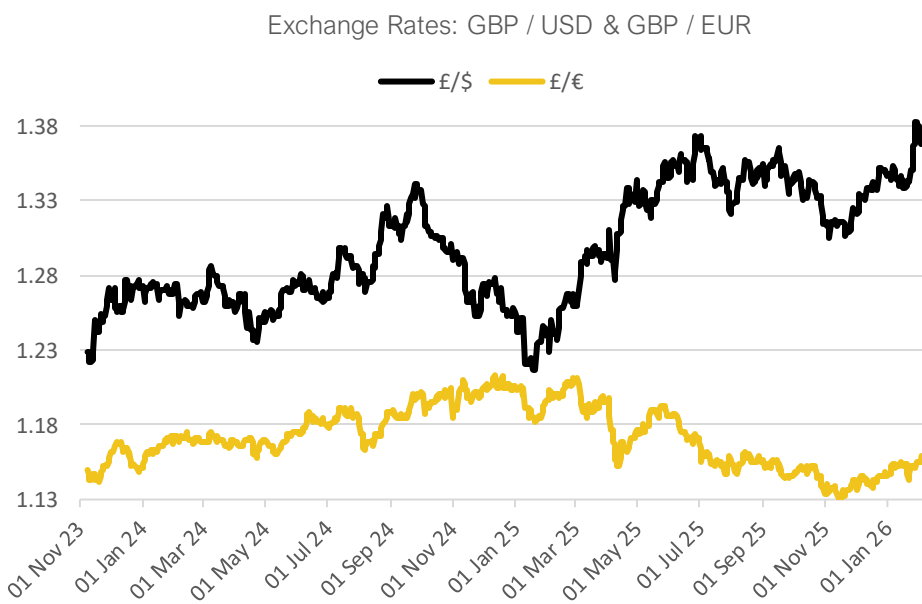
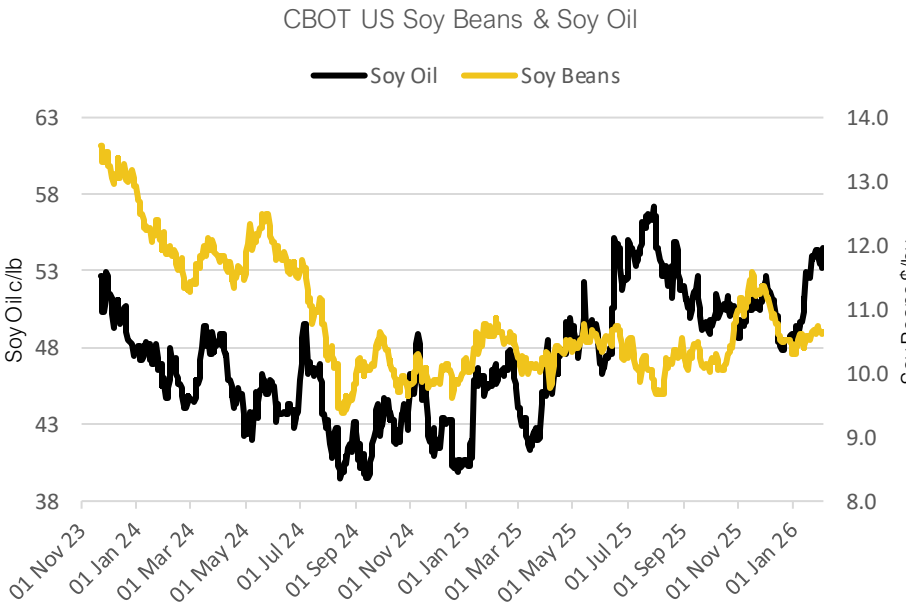


MARKET TRENDS & CURRENCY



CBOT US Soy Complex – Settlement 03.02.2026			
Contract	\$	Month	Daily Change
Soybeans (\$/bu)	\$10.65	Mar-26	+5.4c
Soy Oil (c/lb)	54.49c	Mar-26	+1.29c
Soy Meal (\$/T)	\$291.90	Mar-26	-\$2.60

ICE London Feed Wheat – Settlement 03.02.2026		
Delivery Month	£/t	Daily Change
Mar-26	£164.15	-£0.10
May-26	£167.15	-£1.00
Nov-26	£171.50	-£0.65
Jan-27	£174.50	-£0.50



THE UNITED OILSEEDS OSR REBOOT

Restore UK OSR Self Sufficiency – Boost Economic Growth – Reverse Biodiversity Declines – Level the Playing Field for UK Farmers

SAVE OUR YELLOW FIELDS! – [View the Campaign Here](#)