

DAILY MARKET REPORT

On Wednesday, Aug’25 MATIF opened at €469.25, and traded between highs of €470.50 and lows of €461, before settling at €462, down €7.75 on Tuesday’s settlement.

- MATIF will be closed today for the Labour Day holiday.
- On the CBOT, all 3 legs of the soy complex settled lower. May’25 soybeans fell \$10.34/bu, soy oil fell 0.27c to settle at 48.58c/lb, whilst soy meal fell 0.5c to settle at \$290/t. **Price Impact – Negative**
- On the Bursa Malaysia, Jul’25 crude palm oil fell 32RM to settle at 3,911RM. **Price Impact – Negative**
- On the Dalian, Jul’25 soybeans gained 2CNY to settle at 4,182CNY, soymeal fell 32CNY to settle at 2,795CNY, whilst soy oil fell 4CNY to settle at 7,788CNY. **Price Impact – Mixed**
- Nearby (Jul’25) Brent crude fell \$2.22 to settle at \$61.06/b. **Price Impact – Negative**
- Oil fell yesterday after Saudi Arabia signalled that they would be happy a prolonged period of lower oil prices if they increased production. Brent ended April marking falls of 15% across the month, the largest monthly percentage fall since Nov’21.
- Benchmark European natural gas gained 36c to settle at €32.32/MWh (Jun’25). **Price Impact – Negative**
- LSEG have increased their estimate for 25/26 EU & UK OSR production by 1.8% m/o/m to 20.2Mmt, due to favourable weather conditions. **Price Impact – Negative**
- LSEG have left their 24/25 Argentinian soybean production estimate unchanged on last month at 48.9Mmt. **Price Impact – Mixed**
- LSEG estimate 25/26 US wheat production at 52.4Mmt, down 2% on last year due to a fall in spring wheat area and lower yield projections. **Price Impact – Positive**
- LSEG estimate Russian wheat production for 25/26 at 79.5Mmt, saying more rain is required to boost yields. **Price Impact – Positive**

Hubbards Seeds – A United Oilseeds Company

Grass – Wildflowers – Game Cover - Maize – Cover Crops – Companion Crops – Trees/Hedging – SFI – Fodder

COMPETITIVE PRICING AND PROMPT DELIVERY

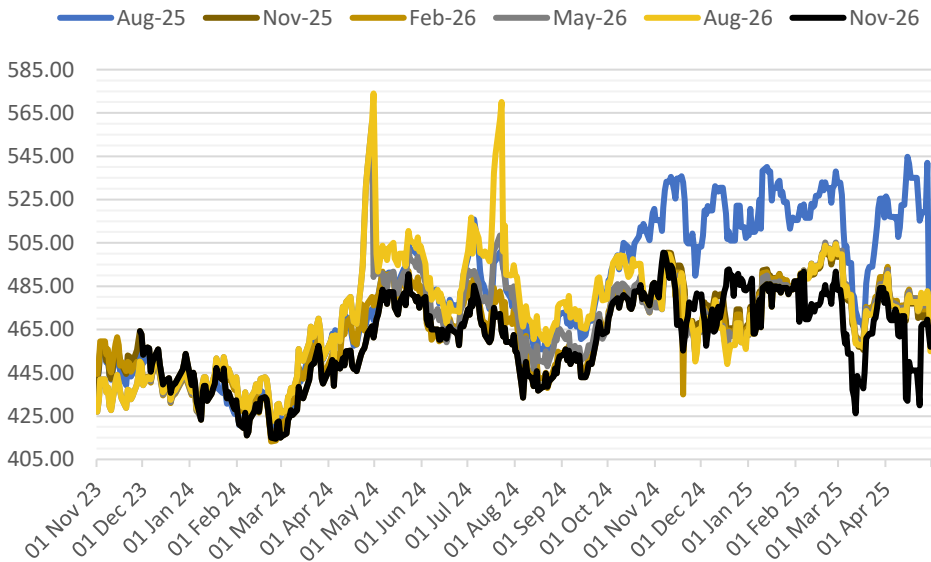
Request a quote by email to hello@hubbardsseeds.co.uk

Delivered OSR Prices	Daily Change	Apr-25	May-25	Jun-25	Aug-25	Nov-25
Erith	-£13	POA	£435	£437	£400	£409
Liverpool	-£13	POA	£433	£435	£400	£409
Chettisham	-£13	POA	POA	POA	POA	POA
Stratford	-£13	POA	£433	£435	£400	£409
Berwick	POA	POA	POA	POA	POA	POA
Dundee	-£13	POA	£407	POA	£375	£383
Montrose	-£13	POA	£407	POA	£375	£383
Peterhead	-£13	POA	£407	POA	£375	£383
Inverness	-£13	POA	£407	POA	£375	£383



MARKET TRENDS & CURRENCY

MATIF OSR Daily Settlement €/t



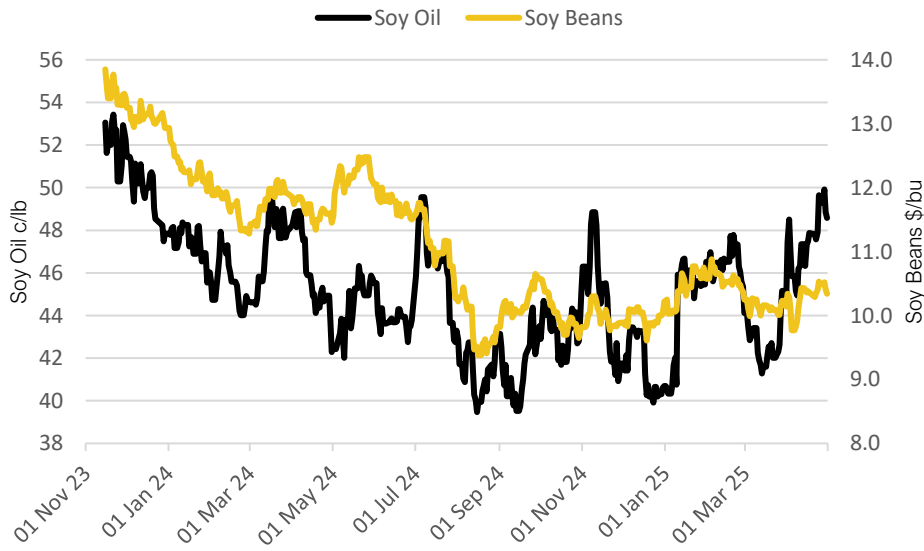
Nov-24 ICE London Feed Wheat Daily Settlement £/t



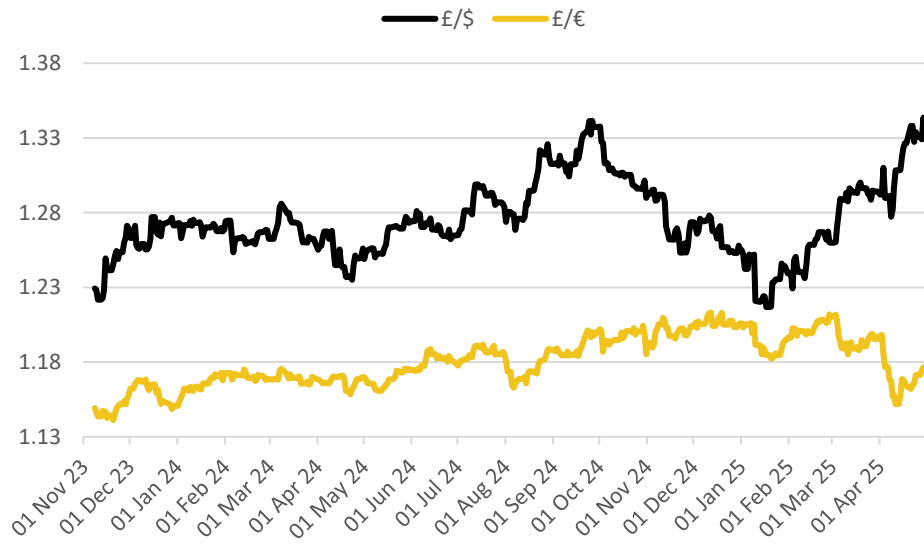
CBOT US Soy Complex – Settlement 30.04.2025			
Contract	\$	Month	Daily Change
Soybeans (\$/bu)	\$10.34	May-25	-6.2c
Soy Oil (c/lb)	48.58c	May-25	-0.27c
Soy Meal (\$/T)	\$290.00	May-25	-\$0.50

ICE London Feed Wheat – Settlement 30.04.2025		
Delivery Month	£/t	Daily Change
May-25	£161.65	+£0.35
Nov-25	£183.00	+£0.40
Jan-26	£186.20	+£0.40
May-26	£192.55	+£0.40

CBOT US Soy Beans & Soy Oil



Exchange Rates: GBP / USD & GBP / EUR



THE UNITED OILSEEDS OSR REBOOT

Restore UK OSR Self Sufficiency – Boost Economic Growth – Reverse Biodiversity Declines – Level the Playing Field for UK Farmers

SAVE OUR YELLOW FIELDS! – [View the Campaign Here](#)

