



DAILY MARKET REPORT

Daily Comment

Aug Matif finished up €1. Brazil which has been the No1 soya bean exporter has now become the No1 producer as well. The US exports are estimated at a record 54% of production, even though China, the biggest buyer, has reduced purchases as part of the two countries trade dispute. Soya meal has move higher as production risks persist in Argentina as heavy rains slows harvest causing more damage to yields. Higher crude & Veg oil prices have helped support rapeseed values even though the Euro/USD was slightly firmer. Trade representatives begin 3 days of public hearings on proposed US Tariffs of \$50 on Chinese goods.

Market Drivers

Positive Market Drivers - Veg oil usage to rise 3.2% (China/India), Chinese soy imports set to rise to 93mil/t in 2018. Reduction in Crude Oil production (OPEC). Drought in Argentinean reducing production to 38mil/t.

Negative Market Drivers - EU OSR 18/19 production seen up at 22.6mil/t. Global oilseed production seen up 20.9mil/t to 593.7mil/t with soybeans up 17.8mil/t increase in soybeans. Ukrainian OSR crop seen up 70% to 1.54mil/t in 18. Brazilian crop seen @ 117mil/t.

UOM Opinion

Aug Matif opens up €1.25. Markets firm slightly on higher crude oil levels which are bringing values back to trigger values on old & new crop. OSR crops are later than expected this season with flowering continuing longer than average which may mean supplies tighten between Old & New crop even though there a potential carry out. UOM Has a full portfolio of varieties to choose from, whether you are looking at Hybrids, Conventional or Clearfield. We also offer HEAR & HOLL varieties with buy back contracts available to give you peace of mind.



The New Hubbards Seed

Brochure is now available giving all the latest information on Maize, Game cover & Conservation Crops
If you would like a copy please call your AM or the Devizes office on 01380 729200



United Oilseeds

Spring buyback contracts are available for Blue Peas, Marrowfat peas, White Peas & Brown Linseed.
Call you Area Manager or the Devizes office on 01380 729200

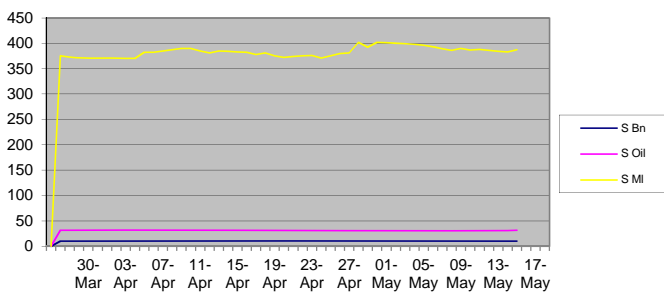
PLEASE NOTE THAT ALL PRICES ARE INDICATIVE ONLY, PLEASE CHECK WITH OFFICE BEFORE PRICING

Oilseed	Daily Change	May-18	Jun-18	Aug-18	Sep-18	Oct/Dec 18	Jan/Mar 19	Apr/Jun 19	Aug-19
Delivered OSR Seed Prices									
Erith	£2.00	300	300	297	302	307	310	313	POA
Liverpool	£2.00	300	300	297	302	307	310	313	POA
Chettisham	£2.00	297	297	294	299	304	307	310	POA
Hull	£2.00	poa	poa	293	298	303	306	309	POA
Berwick/Tees port	£2.00	poa	poa	289	294	299	302	305	POA
Dundee	£2.00	285	285	285	290	295	298	301	POA
Peterhead/Montrose	£2.00	285	285	285	290	295	298	301	POA
Inverness	£2.00	283	283	284	289	294	297	300	POA

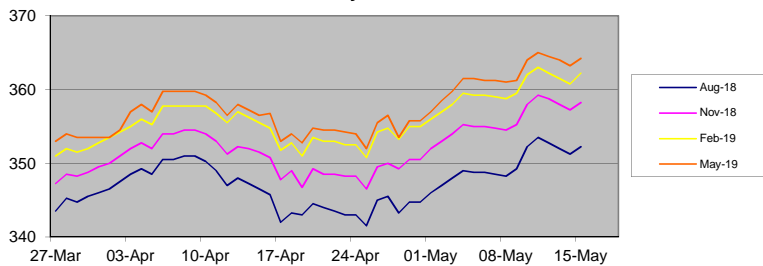
FOR EX FARM PRICES DEDUCT ACTUAL HAULAGE RATES TO DESTINATION

"United Oilseeds - Proudly supporting British Farming"

CBOT Soya Bean, OIL & Meal \$



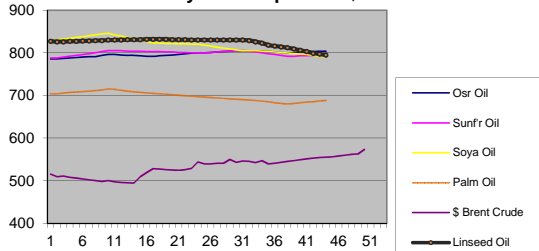
Matif Daily Close €



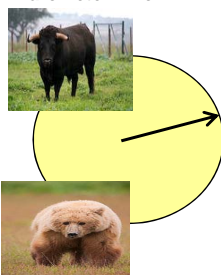
Chicago Futures	Month	Change
Soybeans (\$/bu)	Jul-18	\$0.25
Soya oil (cts/lb)	Jul-18	\$0.05
Soya meal (\$/T)	May-18	\$6.00
Rape Meal (ex mill)	Apr-18	£0

Beans D/d	May-18	Jun-18	Sep-18	Nov/Dec 18	Jan/Mar 19
Chettisham	£173.0	£175.0	POA	POA	POA
Nantwich	£173.0	£176.0	POA	POA	POA
Ipswich	POA	POA	POA	POA	POA
S'oton	POA	POA	POA	POA	POA
Banbury	POA	POA	POA	POA	POA

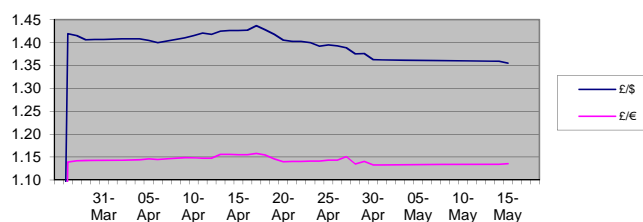
Weekly Oil Comparison \$



Barometer Arrow



Forex Daily record



Disclaimer

This communication represents the originator's personal views and opinions, which do not necessarily reflect those of the company. If you are not the intended recipient or the person responsible for delivering the email to the intended recipient, please notify the sender and delete the message and all copies from your Computer system immediately.